



**Brandon Industries, Inc.**  
**1601 Wilmeth Road**  
**McKinney, TX 75069**  
**(800) 247-1274**  
**[www.brandonindustries.com](http://www.brandonindustries.com)**

## IES ROAD REPORT

PHOTOMETRIC FILENAME : AGA1A-175WMH.IES

## DESCRIPTIVE INFORMATION (From Photometric File)

IESNA:LM-63-2002

[TEST] 14064

[TESTLAB] LUMINAIRE TESTING LABORATORY, INC.

[ISSUEDATE] 10-31-2008

[MANUFAC] BRANDON INDUSTRIES

[LUMCAT] 175WMH-AGA1A

[LUMINAIRE] CAST ALUMINUM HOUSING, SPUN SEMI-SPECULAR ALUMINUM BASE,

[MORE] CLEAR PATTERNED PLASTIC ENCLOSURE WITH SPUN-SEMI-SPECULAR

[MORE] ALUMINUM TOP REFLECTOR AND DECORATIVE SIDES.

[LAMP] ONE CLEAR VBD M152/M137 175 WATT ED28 PULSE START METAL HALIDE

[MORE] LAMP RATED AT 16,000 LUMENS.

[LAMPCAT] PHILIPS MS175/BU/PS

## CHARACTERISTICS

IES Classification	Type V
Longitudinal Classification	Short
Cutoff Classification	Non-Cutoff
Total Rated Lamp Lumens	16000
Maximum Candela	2105.7
Maximum Candela Angle	65H 56.5V
Maximum Candela At 90 Degrees Vertical	1720.2 (10.75% Lamp Lms)
Maximum Candela At 80 Degrees Vertical	2029.7 (12.69% Lamp Lms)
Downward Total Efficiency	64.5%

**IES ROAD REPORT**  
**PHOTOMETRIC FILENAME : AGA1A-175WMH.IES**

**CANDELA TABULATION**

Vert. Angles	Horizontal Angles									
	<u>0</u>	<u>5</u>	<u>15</u>	<u>25</u>	<u>35</u>	<u>45</u>	<u>55</u>	<u>65</u>	<u>75</u>	<u>85</u>
0	321.9	321.9	321.9	321.9	321.9	321.9	321.9	321.9	321.9	321.9
0.5	333.1	331.8	330	327	326.3	326.9	327	326.7	328.3	331.4
1	340.2	339.4	337.7	334.8	333.7	334	333.1	332.8	334.9	337.1
1.5	345.4	344.8	343.6	341	340.2	340.5	339.5	338.6	339.4	342
2	351.6	350.3	349.7	347.2	345.6	344.8	344.1	343.7	344	345.7
2.5	354.8	353.6	353.7	351.9	350.7	349.4	348	347.6	347	348.3
3	358.3	357.3	357.9	356.7	354.7	352.8	350.8	350.3	349.2	349.9
3.5	360.9	359.9	360.9	360.6	358.6	356.5	354.8	353.2	351.8	352
4	364.3	363.1	364.5	364.9	362.5	360.1	358	357	354.9	353.9
4.5	367.2	366.1	368.1	368.3	366.6	364.2	362	360.5	358.6	356.9
5	371.5	370.3	371.6	372.6	371	368.5	365.5	364.2	361.6	359.4
5.5	375.6	374.6	376	376.5	375.5	372.7	369.9	367.9	365.4	363.8
6	380	379	380.3	380.8	380.2	377.9	374.8	372.7	370	367.8
6.5	385.7	384.2	384.9	385.1	385.2	382.2	379.5	377.3	374.6	372.8
7	390.7	389.7	389.8	390	390.5	388.4	385.3	382.2	378.9	377.8
7.5	397.1	395.6	395.9	395.6	396	394.1	390.7	387.9	384.7	383.4
8	402.7	401.7	401.7	401.1	401.8	400.5	397.2	393.9	390.9	389.9
8.5	409.1	408	407.7	406.5	406.9	405.9	402.3	399.6	396.8	396.4
9	414.6	413.2	413.7	412.2	413	411.7	408.9	405.9	403.1	402.6
9.5	420.7	419.5	419.1	418	417.6	417.4	413.6	410.8	409	408.2
10	426.2	424.1	424.6	422.8	423.2	422.5	419.7	416.7	414.6	414.3
10.5	431.6	430	429.5	428.4	428.1	427.3	424	421.5	420.3	419.1
11	436.4	434.5	434.8	433.3	433.2	432.3	430.3	427.4	425.7	425.4
11.5	441.4	439.9	439.8	438.8	438	436.7	434.7	432.9	431	430.4
12	446.8	445.4	445.3	444.1	443.1	441.7	440.5	438.3	436.8	437.1
12.5	452.2	450.6	451.3	449.2	448.6	446.9	446	444.4	442.6	442.4
13	457.6	456.5	457.1	455.3	454	452.4	451.9	450.1	449.1	449.8
13.5	463.4	462.2	464.3	461.3	460.7	458.8	458.4	457.8	455.9	456.2
14	470	469.1	471	468.5	466.6	465.2	465.5	464.9	463.6	463.1
14.5	477.6	475.5	479.6	476	474.3	472.9	474.1	473.5	471.5	471
15	484.4	483.9	488.2	485.4	483	481.6	482.7	482.4	481.5	480.9
15.5	493.1	491.5	497.5	495.3	494.3	492.5	494.9	494.7	492.9	491.9
16	503.2	501.9	507.9	507.5	507.1	505.6	507.7	509.1	507.3	505.6
16.5	514.2	512.5	519.5	521	523.9	520.8	524	526.8	523.9	521.7
17	527.5	525.7	533.6	538.3	542.9	538.9	543.3	548.7	546.6	540.4
17.5	542.4	540.4	550.3	558.3	566.2	562.3	567.8	576.2	574.5	564.6
18	559.1	558.1	569	581.4	594.1	590.8	597	609.6	608	592.3
18.5	577.6	577.5	590.3	608.2	624.6	624.9	631.1	647.4	648.7	624.3
19	600	600.1	616.6	640.8	659.8	664	669.2	692.1	693.5	657.8
19.5	620.3	625.1	644.6	677	699	706.9	710.2	735.7	741	696.3
20	646.9	651.6	679.3	717.3	740.6	750.1	755.4	785.2	788.6	734
20.5	675.8	682.2	715.1	759.5	784.3	793.4	800.5	837	837	775.4
21	707.2	714	753.6	800.9	830	837.5	846.5	889.4	885.3	817.1
21.5	740.4	749.7	792.3	841.5	873.6	879.9	892.2	941.5	934.1	859.8
22	774.2	783.8	829.2	879.2	916.5	924.6	940.7	995.4	984.4	903
22.5	809	818.4	867.3	916.9	957.3	966.2	986.8	1041.8	1034.4	946.9
23	836.9	846.9	902.7	953.4	994	1008.3	1031.3	1081.2	1077.7	989.9
23.5	866.2	876.3	938.8	989.8	1026.1	1047.3	1071.1	1117.8	1118.8	1032.1
24	887.7	900.3	971.5	1020.9	1056.1	1085.2	1109.1	1151.3	1154.7	1070.2
24.5	913.5	924.2	1001.3	1050.8	1081.8	1120.6	1143.8	1185.3	1190.2	1104.7
25	936.6	947.7	1025.4	1077.1	1108.9	1154.9	1180.2	1217.9	1227.1	1136.1
25.5	965.5	972	1048.2	1104.9	1132.7	1190.1	1208.4	1249.3	1266.2	1166.3
26	991.7	993.9	1070.7	1126.6	1153.8	1221.5	1230.7	1277.3	1306.3	1197.6

**IES ROAD REPORT**  
**PHOTOMETRIC FILENAME : AGA1A-175WMH.IES**

**CANDELA TABULATION - (Cont.)**

26.5	1015.3	1017.3	1091	1146.8	1172.7	1250.6	1250.1	1301.5	1339.7	1222.9
27	1037	1039.6	1114.8	1160.4	1192.8	1274.5	1272.8	1321.7	1372.8	1249.4
27.5	1052.8	1059.9	1133.1	1171.6	1216.1	1300	1296.1	1342.8	1393.3	1273.4
28	1071.8	1081.7	1153.5	1182.7	1240.4	1322.4	1323.1	1365.9	1413.3	1295
28.5	1085.4	1097.4	1171.8	1194.4	1265.6	1347	1351.4	1390	1430	1311
29	1101.3	1115.4	1188.6	1209.6	1291.1	1366.9	1372.1	1413.9	1439.9	1328.5
29.5	1114.9	1128	1203.9	1226.9	1322	1390.1	1393.6	1432.6	1442.9	1343.5
30	1131.9	1141.9	1219	1244.4	1345.6	1409.9	1409.5	1449.8	1449.9	1355.7
30.5	1147.9	1150.8	1231.2	1261.2	1368.6	1429.8	1426.1	1465.8	1462.2	1369.6
31	1166	1165.1	1240.9	1284.4	1383.3	1444.8	1446.8	1477.7	1481.6	1384.7
31.5	1180	1175.7	1253.3	1302.4	1396.9	1452.4	1468.9	1492.4	1508.5	1402.8
32	1190.4	1187.3	1264.6	1320.2	1403.6	1459.4	1482.8	1508.9	1535.1	1424.3
32.5	1193.5	1198.8	1276.1	1338.2	1417.1	1464.6	1499.5	1523	1561.5	1450.3
33	1198.3	1210.1	1290.1	1354.8	1431.9	1475.2	1509.3	1529.8	1582.1	1477.8
33.5	1209.3	1220.9	1306.9	1370.4	1450.6	1486.9	1521.9	1536	1598.7	1505.4
34	1221.6	1236	1327.8	1385.6	1477.9	1499.5	1532	1543.9	1612.1	1526.6
34.5	1233.7	1253.6	1349.4	1400.2	1501.7	1517.9	1540.8	1554.8	1627.7	1546.1
35	1246.9	1269.1	1369	1413.5	1525.2	1539.9	1553.7	1573.1	1640.3	1560.2
35.5	1259.8	1287.7	1384.9	1423.1	1543.4	1559.9	1563	1591.8	1656.5	1574.3
36	1272.9	1299	1398.3	1431.8	1563.8	1576	1580.1	1615.2	1667.8	1590.2
36.5	1282.6	1305.4	1403.6	1439.4	1573.8	1594	1596.1	1637.2	1676.3	1605.1
37	1288.6	1306.7	1405	1446.3	1584.6	1613.7	1613.4	1664.3	1687.1	1619.9
37.5	1293.3	1310.2	1404.9	1457.3	1588.8	1628.3	1628.8	1687.6	1697.8	1634.2
38	1299.8	1311.7	1402	1470.5	1597	1645.9	1645.4	1703.6	1702.1	1647.7
38.5	1311.9	1318.5	1398.9	1487.3	1602	1657.1	1656.8	1716.8	1707	1662.2
39	1317.5	1328	1400.2	1500.5	1606	1668.6	1672	1728.1	1712.2	1678.6
39.5	1329.5	1339.4	1412	1517.6	1611.4	1674.5	1689	1738.1	1719.4	1694.1
40	1339.2	1343.9	1422.8	1531.8	1615.6	1678.5	1704.3	1740.4	1732.5	1709
40.5	1353.3	1348.8	1438.1	1545.9	1624.6	1687.1	1722.7	1743	1750.7	1720.8
41	1362.2	1355.8	1452.8	1561.6	1635.7	1701.2	1739.2	1744.3	1776.1	1734.7
41.5	1376.1	1363.3	1469.4	1577.5	1649.5	1718	1763.1	1752.2	1795	1747.1
42	1392.4	1378.1	1489.2	1592.4	1662.9	1738.5	1783.3	1760.4	1817.7	1762.9
42.5	1410.2	1396.5	1508	1604.2	1682.7	1764.2	1809.8	1775.9	1835.6	1776.6
43	1430.7	1419.6	1528.1	1616.5	1702.4	1789.2	1832.4	1798.3	1852.7	1792.8
43.5	1449.8	1439.3	1545.9	1628.8	1720.4	1821.9	1855.5	1819.4	1868.8	1804.9
44	1471.4	1459.3	1563.1	1636.6	1730.4	1853.7	1876.9	1845.6	1888.9	1813.6
44.5	1486.9	1470.9	1573.7	1645.1	1739.3	1889.7	1902.3	1869.6	1904	1818.3
45	1505.6	1486.9	1584.7	1658.8	1744.3	1911.8	1919	1891.8	1916.6	1820.2
45.5	1513.1	1496.8	1594.7	1673.6	1752.4	1935.5	1933.4	1914.9	1927.8	1822.1
46	1525.2	1508.5	1604.1	1685	1764.7	1950.1	1937.9	1940.3	1933.7	1819.8
46.5	1527.8	1514.8	1608.8	1692.3	1781.1	1951	1943.1	1962.4	1940.3	1821.3
47	1533.7	1519	1610.8	1702.8	1800.9	1952.4	1938.6	1981	1944.3	1816.5
47.5	1532.9	1517.8	1614.5	1710.8	1830.1	1952	1940.8	1999.8	1952.8	1822.2
48	1529.1	1512.8	1612.5	1724.1	1858.2	1955.3	1937.9	2017.8	1957.2	1829.5
48.5	1529.4	1511.3	1617.5	1739.3	1888.8	1951.2	1943.4	2028	1964.1	1843.2
49	1531.3	1513.2	1622.7	1749.5	1911.7	1952.4	1946.9	2026.8	1970.3	1860.1
49.5	1544.3	1523	1625.5	1755.4	1921.7	1949.4	1951.3	2022.3	1984.8	1876.7
50	1550.9	1529.8	1626.6	1760.4	1927.7	1951.7	1960.9	2017.3	1995.4	1889.6
50.5	1561.4	1541.6	1627	1767.1	1921.8	1949.1	1967.4	2015.4	2013.7	1901.3
51	1565.6	1547.5	1626.3	1763.2	1909.7	1951	1978.7	2019.9	2025.6	1909.3
51.5	1571	1556.9	1628	1757.3	1889.2	1952.5	1982.9	2024.7	2032	1913.1
52	1573.3	1563.8	1631.5	1750.5	1873.2	1950.4	1993.4	2029.1	2031.7	1917
52.5	1578.7	1572.8	1634.6	1740.2	1853.2	1953.2	1994	2032.1	2033.7	1920.4
53	1583.8	1582.1	1640.8	1727.2	1846	1957.2	1994.1	2038.9	2033.6	1922.1
53.5	1593.4	1589.6	1642.5	1718.4	1846.6	1965.4	1983	2044.9	2029.2	1913.9
54	1600	1594.5	1646.2	1710.7	1852.5	1972.6	1980.8	2053.9	2029.1	1906.7

**IES ROAD REPORT**  
**PHOTOMETRIC FILENAME : AGA1A-175WMH.IES**

**CANDELA TABULATION - (Cont.)**

54.5	1605.6	1595.4	1652.3	1705.6	1859.5	1981.7	1981.3	2068.3	2031.2	1895.2
55	1605.4	1590.5	1651.9	1707.1	1867.3	1986.6	1982.3	2078.1	2032.6	1890.8
55.5	1604.2	1579.1	1656.5	1714.8	1879.7	1989.1	1985.8	2089.5	2029.6	1891.4
56	1600.9	1570.8	1656.9	1720.6	1884.2	1990.6	1986.7	2096.3	2028.7	1898.8
56.5	1597.5	1557.5	1656.3	1728.3	1892.4	1991.7	1990.8	2105.7	2022.9	1907.1
57	1593	1546.3	1651.8	1734	1893.9	1989.7	1985.4	2105.3	2017.1	1918
57.5	1581.1	1531.8	1647.8	1739.4	1895.9	1987.4	1988.9	2101.7	2007.3	1928.5
58	1570.3	1521.6	1643.4	1740.8	1895.5	1989.4	1990.2	2094.3	2000	1937.2
58.5	1558.6	1511.3	1642.2	1739.6	1899.9	1989	2001.6	2085.8	1990.2	1943.8
59	1554.9	1508.8	1643.9	1740.4	1896.4	1985	2000.5	2080.8	1982.8	1948.5
59.5	1555.3	1508.8	1648.3	1737.5	1892.8	1985.7	1999	2075.5	1978.5	1955.4
60	1571.8	1515.2	1657.4	1736.8	1885.7	1982.2	1991	2066.2	1977.9	1957.7
60.5	1588.8	1526.6	1667.3	1734.9	1877.6	1981.7	1983.1	2048.2	1981.5	1962.3
61	1617.9	1541.2	1678.7	1741.1	1873.3	1977.1	1978.6	2037.2	1985.9	1960.1
61.5	1641.5	1551.3	1685.6	1754.8	1863.5	1970.5	1975.7	2033.4	1993.7	1959.8
62	1669.7	1559.8	1684.2	1766.7	1860.3	1961.9	1975.8	2031	1997.3	1952.5
62.5	1686.2	1566.8	1676.4	1770.5	1857.2	1955.3	1975.1	2027.5	2005.8	1946.5
63	1688.6	1565.5	1664.4	1775.9	1858.7	1947.8	1979.4	2028.8	2010.9	1940.7
63.5	1681.6	1562.4	1650.2	1779	1856.7	1939.2	1978.6	2025.9	2020	1935.5
64	1657.7	1554.8	1636.2	1777.1	1854	1936	1980.7	2018.1	2018.4	1930.7
64.5	1636	1548.1	1623.5	1773.2	1853.8	1927	1981.6	2012.9	2020.3	1927.8
65	1606.2	1538.2	1609.9	1769.5	1852.2	1925	1986	2004.7	2015.3	1921
65.5	1585.9	1535.3	1601.6	1756.2	1852.3	1918	1986.4	2003.9	2013.4	1908.2
66	1563.7	1531	1592.5	1736.5	1852.4	1919.4	1988.6	2005	2010.6	1900.1
66.5	1550.7	1532.3	1590.1	1720.1	1845.8	1918.6	1985.1	2002	2009	1887.4
67	1537.9	1530.3	1587.6	1696.9	1837.7	1918.4	1989.7	1995.1	2004.6	1873.3
67.5	1535.5	1529.4	1589.3	1680.4	1830.2	1916	1987.3	1991.4	1995.4	1866.6
68	1535.7	1525.9	1591.2	1671.2	1823.9	1907.8	1988.2	1996.5	1978.7	1859.1
68.5	1539.6	1519.8	1591.4	1658.7	1819.3	1903.3	1986.6	2000	1958.7	1849.3
69	1541.5	1513.5	1595	1646.4	1813.8	1898.2	1983.4	2004.6	1943.4	1847.4
69.5	1541.3	1505.2	1594.9	1640.2	1807	1899	1982.6	2004.7	1929.8	1842.8
70	1541.4	1496.5	1596.1	1638.3	1798.2	1895.2	1983.5	2005.1	1922.9	1844.8
70.5	1539.6	1486.4	1596.7	1637.9	1792.6	1895.3	1983.2	2004.7	1916.2	1845.7
71	1542.9	1481.4	1601.1	1639.1	1786.9	1892.5	1977.9	2002.2	1912.8	1847.4
71.5	1544.6	1472.9	1609.6	1637.6	1786.7	1894.9	1979.6	1995.6	1909.8	1849.1
72	1548.2	1471.1	1617.3	1637.4	1787.5	1895.3	1973.7	1989.3	1913.7	1851.4
72.5	1547.2	1469.5	1624.9	1638	1793.5	1892.9	1976.9	1989.7	1918.7	1857.2
73	1551.5	1472.3	1628.4	1636.8	1791.4	1898.2	1975.8	1990.3	1925.7	1862.2
73.5	1552.4	1474.6	1630.5	1635.1	1793.4	1895.2	1980	1996.5	1934.7	1868.6
74	1562.2	1480.6	1631.7	1636.3	1785.9	1893.3	1975.1	1997.4	1941.5	1871.1
74.5	1569.4	1490.5	1630.2	1639	1783.3	1890.8	1975.3	1997.8	1947.8	1874.8
75	1573.3	1501.1	1629.7	1647.8	1781.6	1896.4	1969.7	1999.3	1952.2	1871.3
75.5	1579.3	1512.1	1627	1657.9	1787	1904.1	1969.1	2004.8	1954.7	1872.5
76	1588.4	1523.5	1623.3	1667.4	1786.4	1909.2	1973.3	2009.3	1956.3	1872.2
76.5	1598.3	1534.5	1621.9	1671.6	1788.3	1908	1979.9	2008.2	1955.8	1877.4
77	1613.8	1538.3	1625.1	1677.3	1792.7	1901.9	1991	2005.3	1952.5	1875.5
77.5	1624.7	1543.3	1630.2	1678.1	1796.4	1896.4	1996.8	2000	1954.4	1877.6
78	1633.9	1543	1640	1679.2	1807.9	1895.1	2003.4	2000.2	1953.5	1878.3
78.5	1638.9	1542.8	1649.1	1684	1811.2	1895.5	2003.6	1999.1	1957.6	1883.3
79	1634.7	1537.6	1658.7	1685.1	1819.8	1898.4	2014	1997.3	1956.7	1887.5
79.5	1629.1	1538	1664	1687.7	1826	1903	2020.4	2001.2	1954.1	1890.6
80	1613.6	1536.3	1667.6	1686.7	1834.8	1909.3	2027.7	2004.7	1947.2	1892.8
80.5	1600.9	1538.1	1664.3	1686.5	1836.3	1906.9	2029.7	2006.4	1943.7	1891.6
81	1582.1	1538	1656.9	1687.3	1837.7	1911.7	2029.3	2010.2	1941.1	1896.3
81.5	1569.3	1536.9	1648.3	1692.6	1835.8	1908.3	2024.6	2010.3	1940.1	1898.1
82	1553.6	1533	1635.8	1702.9	1833.4	1907.3	2018.5	2007.5	1941.4	1901.5

**IES ROAD REPORT**  
**PHOTOMETRIC FILENAME : AGA1A-175WMH.IES**

**CANDELA TABULATION - (Cont.)**

82.5	1548.8	1527.9	1623.3	1708.2	1828.6	1905.9	2009.7	2006.4	1938.8	1900.2
83	1540.8	1522.6	1610.8	1709.4	1822.2	1902.7	1996.1	2001.8	1939.1	1898.7
83.5	1535.7	1517	1596	1711.1	1818.2	1900.7	1983.9	2000.1	1935.4	1891.8
84	1531.6	1510.5	1584.7	1703.6	1813.6	1894.6	1971.3	1996.6	1934.7	1881.5
84.5	1522.9	1501	1577.6	1689.9	1810.5	1890.1	1963.4	1985.9	1925.3	1870.7
85	1519.1	1491.7	1569.4	1673.1	1805.1	1877.2	1950.6	1977.6	1915.4	1859.3
85.5	1506.4	1477	1556.9	1651.7	1798.3	1866.4	1941.2	1962.1	1896.7	1840.6
86	1500.5	1461.6	1540.6	1627.3	1785.7	1849.8	1929.3	1947.2	1873.9	1817.7
86.5	1483.6	1439.1	1519.7	1600.6	1768.9	1836.3	1915.3	1930	1843.5	1790.2
87	1462.3	1418.1	1495	1573	1746.7	1814	1900.7	1915.7	1812.5	1751.4
87.5	1428	1389.6	1468.8	1545.3	1725.7	1792	1883.9	1896.3	1775.8	1708.4
88	1391.1	1358.5	1437.9	1517.1	1694.6	1765.8	1861.5	1868.8	1731.7	1656.4
88.5	1337.4	1318	1405.9	1486.8	1659.5	1735.7	1837	1833.2	1686.4	1601.4
89	1272.6	1270	1366.1	1455.8	1615	1704.7	1802.6	1793	1639.7	1538.4
89.5	1199.1	1208.1	1324.2	1425.4	1566.9	1667	1765.4	1746.8	1586.8	1471.5
90	1115.2	1140.1	1277	1391.1	1520	1631.8	1720.2	1695.9	1531.5	1397.2
90.5	1030.2	1066.7	1227.5	1350.4	1474.5	1587.8	1668.7	1643.8	1478.6	1321.4
91	943.9	990.6	1174.7	1301.3	1419.4	1538.7	1605.9	1582.3	1418.6	1241.6
91.5	864.4	915.8	1118.7	1247.8	1359.3	1478.4	1536.2	1513.6	1356.3	1161.2
92	784	838.5	1058.2	1184.7	1293.2	1411.5	1462.1	1432.2	1286.5	1080.8
92.5	713.9	764.8	992.7	1116.3	1218.3	1330.6	1372.4	1342.8	1209.3	1002.3
93	651.1	695.9	922.4	1040.4	1143.2	1242.5	1277.4	1250.5	1129.7	925
93.5	597.2	636.3	850.3	963.1	1058.8	1150.5	1176.6	1154.8	1040.1	851.2
94	543.8	578	774.7	879.8	972.5	1047.1	1072.7	1055.9	949.9	780
94.5	499.4	524.1	699.7	799.4	881.2	948.3	966.7	954.1	858.9	712.8
95	459.1	475.2	626.6	718.7	793.6	848.5	863.3	856.1	773.1	648.5
95.5	421	431.3	556.2	641.6	702.2	753.2	763.6	760.3	689.7	586.8
96	385.6	393.6	493.3	566.8	623.5	664	674.7	670.8	613.1	528.7
96.5	353.8	359.3	437.6	499.9	551.4	584.6	592.7	589.4	543.5	475.2
97	324	328.7	389.4	440.4	487.4	513.5	520.4	514.8	480.3	427.9
97.5	298.4	301.8	348.5	389.3	430.5	452.7	458.3	451.5	424.4	386.6
98	276.6	278.8	313.6	346.9	379.8	399.5	404.6	398.4	376.6	350.4
98.5	255.4	257.2	283.9	310.3	337.7	355.1	360.1	355	335.6	317.8
99	237.8	238.7	259.2	279.8	302.3	319.1	322.4	317.9	302.5	290
99.5	222.1	222.4	238.9	255.1	273.1	289.6	292.3	287.9	274.3	266.4
100	208.6	208.3	221.4	234.2	248.6	263	265.6	262.5	251.8	245.8
100.5	195.4	196.4	206.5	216.8	228	241.5	244.6	241.2	232.8	228
101	185	185	194	202.1	211.4	223.1	225.8	222.5	216.5	213
101.5	174.5	175.3	182.7	188.9	196.6	206.9	209.7	206.5	202.7	199.5
102	166.3	167	172.9	177.1	183.4	192.6	195.7	193.2	190.7	187.2
102.5	158	159.3	163.9	167.3	172.5	180.8	183.5	181.1	180.1	177.3
103	151.4	152.4	156	158.5	162.8	169.7	172.8	170.6	170.8	168.1
103.5	145.3	146.4	149.1	151	154.5	160.4	163.1	161.5	162.6	160.2
104	139.9	141.1	143	144.6	146.8	151.9	155.1	153.6	154.9	153.3
104.5	134.8	135.7	137.6	138.8	139.9	144.6	147.6	147	148.2	147.1
105	130.4	131	132.5	133.6	134.4	138.4	141.2	141	142.2	141.3
105.5	126.6	126.9	128	128.6	129.3	132.6	135.1	135.9	137.4	136.5
106	122.6	123	124.1	124.4	124.7	127.6	129.9	130.9	132.4	132
106.5	119.5	119.7	120.5	120.3	120.4	123	125.3	126.6	128.4	127.8
107	116	116.4	117.2	116.8	116.7	119.3	121.4	122.6	124.6	123.9
107.5	113.3	113.6	114.1	113.7	113.3	115.5	117.5	119.2	121.1	120.4
108	110.4	110.6	111.5	110.8	110.1	112.1	114.1	116.1	117.8	117.5
108.5	108.2	108.3	108.8	108.1	106.9	109	110.9	113.4	114.9	114.4
109	105.7	105.8	106.6	105.6	104.5	106.5	108.1	110.6	112.3	111.7
109.5	103.4	103.7	104.2	103.3	101.9	103.8	105.7	107.9	109.5	109
110	101.5	101.5	102.3	101.3	99.7	101.2	103.1	105.6	107.5	106.8

**IES ROAD REPORT**  
**PHOTOMETRIC FILENAME : AGA1A-175WMH.IES**

**CANDELA TABULATION - (Cont.)**

110.5	99.6	99.6	100.1	99	97.6	98.9	100.8	103.3	104.8	104.3
111	97.8	97.6	98.4	97.3	95.8	96.8	98.6	101.3	102.8	102.1
111.5	95.6	95.9	96.7	95.5	94	95.1	96.7	99.2	100.7	100.2
112	94.1	94.1	94.9	93.8	92.4	93	94.9	97.4	98.8	98.3
112.5	91.9	92.4	93.3	92.1	90.7	91.5	93.3	95.6	97.1	96.6
113	90.5	90.7	91.6	90.5	89.2	89.8	91.3	93.8	95.5	94.7
113.5	88.7	89.3	90.2	89	87.9	88.1	90.1	92.4	93.8	92.9
114	87.7	87.8	88.4	87.4	86.2	86.8	88.5	90.9	92.4	91.4
114.5	85.9	85.9	87.1	86.1	84.9	85.1	86.9	89.3	90.9	89.9
115	84.6	84.4	85.6	84.7	83.4	83.8	85.3	87.9	89.4	88.2
115.5	82.7	82.8	84.1	83.1	82	82.1	84.1	86.6	87.8	86.7
116	81.1	81.4	82.8	82.1	80.6	81	82.6	85	86.4	84.9
116.5	79.6	80.3	81.5	80.5	79.3	79.5	81.5	83.8	85	83.5
117	78.4	78.8	80.2	79.2	78	78.3	80	82.3	83.5	82.1
117.5	77.1	77.3	78.7	77.8	76.8	76.9	78.6	81	82.1	80.7
118	75.6	76.1	77.2	76.6	75.3	75.6	77.2	79.6	80.6	79.2
118.5	74.3	74.9	76.1	75.2	73.9	74.4	76	78.3	79.4	77.9
119	73.2	73.7	74.6	73.9	72.7	73.1	74.7	77	77.9	76.7
119.5	72	72.3	73.5	72.7	71.3	71.8	73.5	75.8	76.5	75.5
120	70.8	71.2	72.3	71.4	70.4	70.5	72.4	74.5	75.3	74.3
120.5	69.7	69.8	71.2	70.3	69	69.3	71	73.3	74.3	73.3
121	68.4	68.9	70.1	69.5	67.7	67.9	69.8	72	72.9	72
121.5	67.7	67.7	68.8	68	66.8	66.8	68.6	70.9	72	70.8
122	66.2	66.8	67.8	66.9	65.7	65.8	67.7	69.8	70.8	69.8
122.5	65.4	65.8	66.5	65.7	64.5	64.5	66.4	68.8	69.6	68.9
123	64.3	64.8	65.4	64.6	63.6	63.7	65.6	67.7	68.6	68
123.5	63.6	63.8	64.5	63.7	62.6	62.7	64.3	66.6	67.8	67
124	62.5	63	63.5	62.8	61.7	61.7	63.4	65.8	66.8	66.2
124.5	61.7	62	62.4	61.8	60.8	60.8	62.6	64.8	65.7	65.4
125	60.8	61.2	61.5	60.8	59.9	60	61.8	63.9	65.1	64.6
125.5	60	60.3	61	60	59	59.4	60.9	63	63.9	63.7
126	59.4	59.5	60	59.4	58.2	58.2	60.3	62.4	63.5	62.9
126.5	58.4	58.7	59.3	58.5	57.6	57.6	59.5	61.7	62.6	62
127	57.8	57.9	58.3	57.8	57.1	57	58.8	60.7	61.8	61.3
127.5	56.8	57.1	57.6	57.2	56.2	56.5	58	60	61	60.7
128	56.3	56.3	56.7	56.3	55.6	55.4	57.2	59.3	60.3	59.9
128.5	55.3	55.4	55.9	55.5	54.9	55	56.8	58.7	59.5	59.1
129	54.5	54.9	55.2	54.9	54.3	54.4	56.1	58	58.6	58.3
129.5	53.8	54.2	54.6	54.2	53.6	53.9	55.6	57.2	58.1	57.6
130	53.3	53.3	53.8	53.6	52.8	53.1	54.6	56.4	57.3	56.9
130.5	52.4	52.5	53.1	52.7	52.4	52.3	53.9	56	56.5	56.2
131	51.6	51.7	52.3	52	51.4	51.8	53.3	55.1	55.8	55.6
131.5	50.9	50.8	51.5	51.3	50.8	51.1	52.5	54.4	55.1	54.7
132	50.2	50.1	50.9	50.7	50.1	50.7	51.9	53.7	54.3	54
132.5	49.4	49.5	50.2	49.9	49.5	49.8	51.5	53.1	53.6	53.3
133	48.4	48.7	49.3	49.1	48.8	49.1	50.5	52.1	52.8	52.5
133.5	47.7	47.8	48.7	48.2	48.2	48.4	49.9	51.4	52	51.7
134	46.8	47.2	47.6	47.6	47.4	47.7	49.4	50.9	51.3	51
134.5	46.1	46.5	46.9	46.9	46.6	46.9	48.5	50.1	50.7	50.1
135	45.2	45.5	46.2	46.1	46	46.3	47.8	49.3	49.7	49.6
135.5	44.5	44.9	45.3	45.2	45.2	45.5	47.1	48.8	48.9	48.7
136	43.8	43.9	44.5	44.7	44.5	44.9	46.3	47.7	48.1	47.7
136.5	43.2	43.2	43.5	43.8	43.6	44.1	45.5	46.9	47.4	46.9
137	41.9	42.1	42.8	43.1	42.9	43.3	44.9	46.4	46.5	46.1
137.5	40.8	41.3	42.1	42.2	42.1	42.7	44.1	45.5	45.5	45.1
138	40.1	40.5	41	41.4	41.5	41.8	43.3	44.4	44.6	44.5

**IES ROAD REPORT**  
**PHOTOMETRIC FILENAME : AGA1A-175WMH.IES**

**CANDELA TABULATION - (Cont.)**

138.5	39.2	39.4	40.1	40.3	40.6	41	42.3	43.6	43.7	43.2
139	38.5	38.6	39.1	39.8	39.7	40.3	41.6	42.6	42.7	42.5
139.5	37.4	37.6	38.3	38.8	38.9	39.5	40.9	41.9	41.6	41.5
140	36.7	36.6	37.4	37.8	38	38.6	39.9	40.9	40.8	40.5
140.5	35.6	35.6	36.3	36.9	37	37.8	39	40	39.9	39.5
141	34.5	34.6	35.2	36	36	36.8	37.9	39	38.7	38.5
141.5	33.6	33.7	34.5	35.1	35.2	36	37.2	38	37.8	37.4
142	32.5	32.7	33.5	34.2	34.2	35	36	37.1	36.8	36.4
142.5	31.4	31.7	32.5	33.1	33.5	33.9	35	36	35.8	35.4
143	30.8	30.8	31.5	32.2	32.4	33	33.9	34.8	34.5	34.3
143.5	29.6	29.7	30.4	31.1	31.3	31.9	33	33.9	33.5	33.2
144	28.6	28.8	29.6	30.1	30.4	31.1	32	32.8	32.5	32.1
144.5	27.7	27.7	28.5	29.3	29.4	30.1	31	31.6	31.5	31.1
145	26.7	26.9	27.5	28.1	28.5	29	29.9	30.7	30.3	30.1
145.5	25.5	25.8	26.4	27.2	27.4	28	28.6	29.3	29.2	28.7
146	24.6	24.9	25.5	26.2	26.5	26.8	27.8	28.5	28.3	27.9
146.5	23.8	23.8	24.6	25.2	25.3	25.8	26.5	27.3	26.9	26.6
147	22.7	23	23.7	24.1	24.4	24.8	25.5	26.1	26	25.6
147.5	21.9	21.9	22.6	23.1	23.4	23.9	24.4	25.1	24.9	24.8
148	21	21.3	21.8	22.4	22.4	22.8	23.4	24	23.8	23.7
148.5	20.3	20.3	20.7	21.3	21.4	21.7	22.2	23.1	22.8	22.8
149	19.1	19.3	19.8	20	20.5	20.8	21.4	21.8	21.9	21.8
149.5	18.3	18.3	19	19.3	19.4	19.8	20.3	20.9	20.7	20.7
150	17.6	17.7	18	18.2	18.5	18.7	19.2	19.8	19.8	19.8
150.5	16.7	17	17.3	17.5	17.7	17.9	18.2	19	19	19
151	15.8	16	16.2	16.6	16.7	17	17.3	18	17.9	18
151.5	15.2	15.4	15.5	15.9	15.9	16	16.4	17.1	17	17.2
152	14.3	14.7	14.8	14.9	15.1	15.2	15.7	16.2	16.2	16.4
152.5	13.5	13.8	13.8	14.3	14.4	14.4	14.8	15.2	15.4	15.4
153	12.8	12.9	13.1	13.3	13.6	13.6	14.1	14.3	14.6	14.8
153.5	12.1	12.3	12.5	12.6	12.7	13.2	13.2	13.6	13.6	13.8
154	11.5	11.5	11.6	11.7	11.9	12.2	12.5	12.9	12.8	13
154.5	10.8	10.8	10.7	11.1	11.2	11.5	11.7	12	12.1	12.3
155	10.2	10.2	10	10.5	10.5	10.7	11	11.2	11.3	11.6
155.5	9.4	9.5	9.3	9.7	10.1	10.3	10.4	10.5	10.5	10.8
156	8.6	8.6	8.8	8.9	9.3	9.3	9.5	9.9	9.7	10
156.5	8.3	8	8.1	8.3	8.6	9.2	8.9	9.3	9.2	9.3
157	7.3	7.4	7.3	7.5	8	8.4	8.2	8.6	8.4	8.6
157.5	6.7	6.8	6.7	7.1	7.5	7.7	7.8	7.8	7.7	8
158	6.3	6.3	6.3	6.5	6.8	7.1	7.1	7.2	7.2	7.2
158.5	5.5	5.6	5.7	5.8	6.3	6.8	6.7	6.4	6.5	6.5
159	5	5	5	5.1	5.6	6.1	6.1	5.9	5.8	5.8
159.5	4.3	4.3	4.6	4.7	5.2	5.6	5.5	5.2	5.2	5.4
160	3.7	3.8	4	4.3	4.8	5.3	4.9	4.8	4.6	4.8
160.5	3.3	3.4	3.5	3.7	4.1	4.6	4.5	4.2	4	4.2
161	2.8	2.9	3	3.3	3.8	4.1	4.1	3.7	3.4	3.7
161.5	2.5	2.6	2.8	2.8	3.3	3.7	3.5	3.2	2.9	3.2
162	2.1	2.1	2.3	2.3	2.9	3.2	3.1	2.8	2.5	2.8
162.5	1.7	1.7	1.8	2.1	2.5	2.8	2.5	2.5	2.1	2.3
163	1.4	1.3	1.5	1.7	2	2.4	2.3	1.8	1.8	1.9
163.5	1.1	1.1	1.3	1.1	1.7	2.1	1.8	1.5	1.4	1.6
164	0.7	0.8	0.9	1	1.4	1.6	1.5	1.2	1.1	1.1
164.5	0.6	0.6	0.4	0.6	0.9	1.3	1.1	0.9	0.8	0.9
165	0.2	0.4	0.4	0.4	0.7	0.9	0.9	0.7	0.5	0.6
165.5	0.3	0.2	0.2	0.3	0.3	0.6	0.5	0.5	0.5	0.6
166	0	0	0.1	0.1	0.4	0.3	0.5	0.3	0.3	0.3

IES ROAD REPORT  
 PHOTOMETRIC FILENAME : AGA1A-175WMH.IES

CANDELA TABULATION - (Cont.)

166.5	0	0	0	0	0.1	0.2	0.3	0.1	0.1	0.2
167	0	0	0	0	0	0	0.1	0	0	0.2
167.5	0	0	0	0	0	0	0	0	0	0
168	0	0	0	0	0	0	0	0	0	0
168.5	0	0	0	0	0	0	0	0	0	0
169	0	0	0	0	0	0	0	0	0	0
169.5	0	0	0	0	0	0	0	0	0	0
170	0	0	0	0	0	0	0	0	0	0
170.5	0	0	0	0	0	0	0	0	0	0
171	0	0	0	0	0	0	0	0	0	0
171.5	0	0	0	0	0	0	0	0	0	0
172	0	0	0	0	0	0	0	0	0	0
172.5	0	0	0	0	0	0	0	0	0	0
173	0	0	0	0	0	0	0	0	0	0
173.5	0	0	0	0	0	0	0	0	0	0
174	0	0	0	0	0	0	0	0	0	0
174.5	0	0	0	0	0	0	0	0	0	0
175	0	0	0	0	0	0	0	0	0	0
175.5	0	0	0	0	0	0	0	0	0	0
176	0	0	0	0	0	0	0	0	0	0
176.5	0	0	0	0	0	0	0	0	0	0
177	0	0	0	0	0	0	0	0	0	0
177.5	0	0	0	0	0	0	0	0	0	0
178	0	0	0	0	0	0	0	0	0	0
178.5	0	0	0	0	0	0	0	0	0	0
179	0	0	0	0	0	0	0	0	0	0
179.5	0	0	0	0	0	0	0	0	0	0
180	0	0	0	0	0	0	0	0	0	0

Vert. Horizontal Angles  
 Angles

	<u>90</u>
0	321.9
0.5	331.5
1	337.7
1.5	342.2
2	346.8
2.5	348.4
3	350.4
3.5	351.9
4	354.2
4.5	356.4
5	358.9
5.5	362.8
6	367.9
6.5	372
7	377.6
7.5	383
8	389.5
8.5	396.6
9	402.6
9.5	408.6
10	413.9
10.5	419.3
11	424.5
11.5	430.4

**IES ROAD REPORT**  
**PHOTOMETRIC FILENAME : AGA1A-175WMH.IES**

**CANDELA TABULATION - (Cont.)**

<b>12</b>	435.4
<b>12.5</b>	442.8
<b>13</b>	448.6
<b>13.5</b>	455.4
<b>14</b>	463.5
<b>14.5</b>	471.2
<b>15</b>	481.6
<b>15.5</b>	491.4
<b>16</b>	505.4
<b>16.5</b>	520.2
<b>17</b>	540.7
<b>17.5</b>	562.9
<b>18</b>	591.5
<b>18.5</b>	621.7
<b>19</b>	655.9
<b>19.5</b>	691.8
<b>20</b>	730.1
<b>20.5</b>	769.7
<b>21</b>	809.8
<b>21.5</b>	854.9
<b>22</b>	900.3
<b>22.5</b>	946.7
<b>23</b>	991.4
<b>23.5</b>	1031.6
<b>24</b>	1066
<b>24.5</b>	1099
<b>25</b>	1124.1
<b>25.5</b>	1151.7
<b>26</b>	1178.3
<b>26.5</b>	1211.6
<b>27</b>	1239.2
<b>27.5</b>	1265
<b>28</b>	1287.8
<b>28.5</b>	1307.8
<b>29</b>	1322.9
<b>29.5</b>	1334.7
<b>30</b>	1347.4
<b>30.5</b>	1355.1
<b>31</b>	1368.5
<b>31.5</b>	1382.4
<b>32</b>	1404.8
<b>32.5</b>	1424.5
<b>33</b>	1454.1
<b>33.5</b>	1480.1
<b>34</b>	1511.3
<b>34.5</b>	1533.6
<b>35</b>	1550.6
<b>35.5</b>	1563.4
<b>36</b>	1564.2
<b>36.5</b>	1571.4
<b>37</b>	1574.8
<b>37.5</b>	1587.3
<b>38</b>	1597.6
<b>38.5</b>	1621.8
<b>39</b>	1639.6
<b>39.5</b>	1665

**IES ROAD REPORT**  
**PHOTOMETRIC FILENAME : AGA1A-175WMH.IES**

**CANDELA TABULATION - (Cont.)**

<b>40</b>	1682.5
<b>40.5</b>	1695.9
<b>41</b>	1714.1
<b>41.5</b>	1726.2
<b>42</b>	1747.8
<b>42.5</b>	1765
<b>43</b>	1786
<b>43.5</b>	1800.8
<b>44</b>	1820.8
<b>44.5</b>	1828.6
<b>45</b>	1836.2
<b>45.5</b>	1837
<b>46</b>	1837
<b>46.5</b>	1831.1
<b>47</b>	1827.9
<b>47.5</b>	1826.2
<b>48</b>	1825.8
<b>48.5</b>	1828.4
<b>49</b>	1836.3
<b>49.5</b>	1847.5
<b>50</b>	1861.1
<b>50.5</b>	1874.7
<b>51</b>	1880.1
<b>51.5</b>	1886
<b>52</b>	1886.3
<b>52.5</b>	1890.4
<b>53</b>	1889.8
<b>53.5</b>	1896.6
<b>54</b>	1889.8
<b>54.5</b>	1892.4
<b>55</b>	1888.2
<b>55.5</b>	1888.9
<b>56</b>	1890.3
<b>56.5</b>	1892.8
<b>57</b>	1898.8
<b>57.5</b>	1896.4
<b>58</b>	1898.5
<b>58.5</b>	1888.1
<b>59</b>	1886.3
<b>59.5</b>	1881.9
<b>60</b>	1888.1
<b>60.5</b>	1885.8
<b>61</b>	1886
<b>61.5</b>	1882.9
<b>62</b>	1879.8
<b>62.5</b>	1880.1
<b>63</b>	1877.4
<b>63.5</b>	1882.2
<b>64</b>	1882
<b>64.5</b>	1886.7
<b>65</b>	1882.8
<b>65.5</b>	1879.6
<b>66</b>	1872
<b>66.5</b>	1866.2
<b>67</b>	1853.5
<b>67.5</b>	1841.6

**IES ROAD REPORT**  
**PHOTOMETRIC FILENAME : AGA1A-175WMH.IES**

**CANDELA TABULATION - (Cont.)**

<b>68</b>	1828.7
<b>68.5</b>	1818.7
<b>69</b>	1811.5
<b>69.5</b>	1806.6
<b>70</b>	1799.6
<b>70.5</b>	1797.7
<b>71</b>	1796.3
<b>71.5</b>	1804.7
<b>72</b>	1819.7
<b>72.5</b>	1831.8
<b>73</b>	1852.3
<b>73.5</b>	1862.3
<b>74</b>	1878.4
<b>74.5</b>	1885.3
<b>75</b>	1897.1
<b>75.5</b>	1898.8
<b>76</b>	1901.6
<b>76.5</b>	1899.5
<b>77</b>	1895.3
<b>77.5</b>	1892.9
<b>78</b>	1890.3
<b>78.5</b>	1888.7
<b>79</b>	1879.1
<b>79.5</b>	1876.2
<b>80</b>	1869.8
<b>80.5</b>	1870
<b>81</b>	1865.6
<b>81.5</b>	1866.3
<b>82</b>	1867.8
<b>82.5</b>	1871.2
<b>83</b>	1873.5
<b>83.5</b>	1871.7
<b>84</b>	1869.8
<b>84.5</b>	1860.7
<b>85</b>	1849.4
<b>85.5</b>	1827
<b>86</b>	1810.2
<b>86.5</b>	1779.3
<b>87</b>	1746.7
<b>87.5</b>	1702.1
<b>88</b>	1647.1
<b>88.5</b>	1583.3
<b>89</b>	1511.3
<b>89.5</b>	1436.6
<b>90</b>	1359.7
<b>90.5</b>	1281.8
<b>91</b>	1197.2
<b>91.5</b>	1117.3
<b>92</b>	1040.5
<b>92.5</b>	960.5
<b>93</b>	884.3
<b>93.5</b>	815.5
<b>94</b>	740.9
<b>94.5</b>	673.5
<b>95</b>	613.1
<b>95.5</b>	556

**IES ROAD REPORT**  
**PHOTOMETRIC FILENAME : AGA1A-175WMH.IES**

**CANDELA TABULATION - (Cont.)**

<b>96</b>	502.2
<b>96.5</b>	457.4
<b>97</b>	413.9
<b>97.5</b>	376
<b>98</b>	342.8
<b>98.5</b>	311.8
<b>99</b>	286.3
<b>99.5</b>	263.7
<b>100</b>	244.8
<b>100.5</b>	227.2
<b>101</b>	212.9
<b>101.5</b>	198.3
<b>102</b>	187.1
<b>102.5</b>	177.7
<b>103</b>	168.3
<b>103.5</b>	160.6
<b>104</b>	153.3
<b>104.5</b>	146.7
<b>105</b>	140.6
<b>105.5</b>	136.5
<b>106</b>	131.2
<b>106.5</b>	127.4
<b>107</b>	123.8
<b>107.5</b>	120.3
<b>108</b>	117.1
<b>108.5</b>	114.3
<b>109</b>	111.4
<b>109.5</b>	108.8
<b>110</b>	106.5
<b>110.5</b>	104.3
<b>111</b>	102.1
<b>111.5</b>	100.2
<b>112</b>	98.3
<b>112.5</b>	96.3
<b>113</b>	94.4
<b>113.5</b>	92.7
<b>114</b>	91.2
<b>114.5</b>	89.5
<b>115</b>	88
<b>115.5</b>	86.2
<b>116</b>	84.7
<b>116.5</b>	83
<b>117</b>	81.9
<b>117.5</b>	80.1
<b>118</b>	79.1
<b>118.5</b>	77.7
<b>119</b>	76.2
<b>119.5</b>	75.2
<b>120</b>	73.9
<b>120.5</b>	72.8
<b>121</b>	71.5
<b>121.5</b>	70.7
<b>122</b>	69.6
<b>122.5</b>	68.9
<b>123</b>	67.7
<b>123.5</b>	66.9

**IES ROAD REPORT**  
**PHOTOMETRIC FILENAME : AGA1A-175WMH.IES**

**CANDELA TABULATION - (Cont.)**

<b>124</b>	65.8
<b>124.5</b>	65.1
<b>125</b>	64.1
<b>125.5</b>	63.6
<b>126</b>	62.7
<b>126.5</b>	61.8
<b>127</b>	61.1
<b>127.5</b>	60.5
<b>128</b>	59.6
<b>128.5</b>	58.9
<b>129</b>	58.4
<b>129.5</b>	57.5
<b>130</b>	57
<b>130.5</b>	56
<b>131</b>	55.5
<b>131.5</b>	54.4
<b>132</b>	54
<b>132.5</b>	52.8
<b>133</b>	52.5
<b>133.5</b>	51.6
<b>134</b>	50.9
<b>134.5</b>	50.2
<b>135</b>	49.4
<b>135.5</b>	48.7
<b>136</b>	47.8
<b>136.5</b>	46.5
<b>137</b>	45.8
<b>137.5</b>	45
<b>138</b>	43.9
<b>138.5</b>	43.1
<b>139</b>	42.1
<b>139.5</b>	41.6
<b>140</b>	40.2
<b>140.5</b>	39.2
<b>141</b>	38.5
<b>141.5</b>	37.1
<b>142</b>	35.9
<b>142.5</b>	35.2
<b>143</b>	34
<b>143.5</b>	32.8
<b>144</b>	32.1
<b>144.5</b>	30.9
<b>145</b>	29.8
<b>145.5</b>	29
<b>146</b>	27.7
<b>146.5</b>	26.7
<b>147</b>	25.5
<b>147.5</b>	24.5
<b>148</b>	23.5
<b>148.5</b>	22.7
<b>149</b>	21.4
<b>149.5</b>	20.6
<b>150</b>	19.6
<b>150.5</b>	18.8
<b>151</b>	17.8
<b>151.5</b>	17

**IES ROAD REPORT**  
**PHOTOMETRIC FILENAME : AGA1A-175WMH.IES**

**CANDELA TABULATION - (Cont.)**

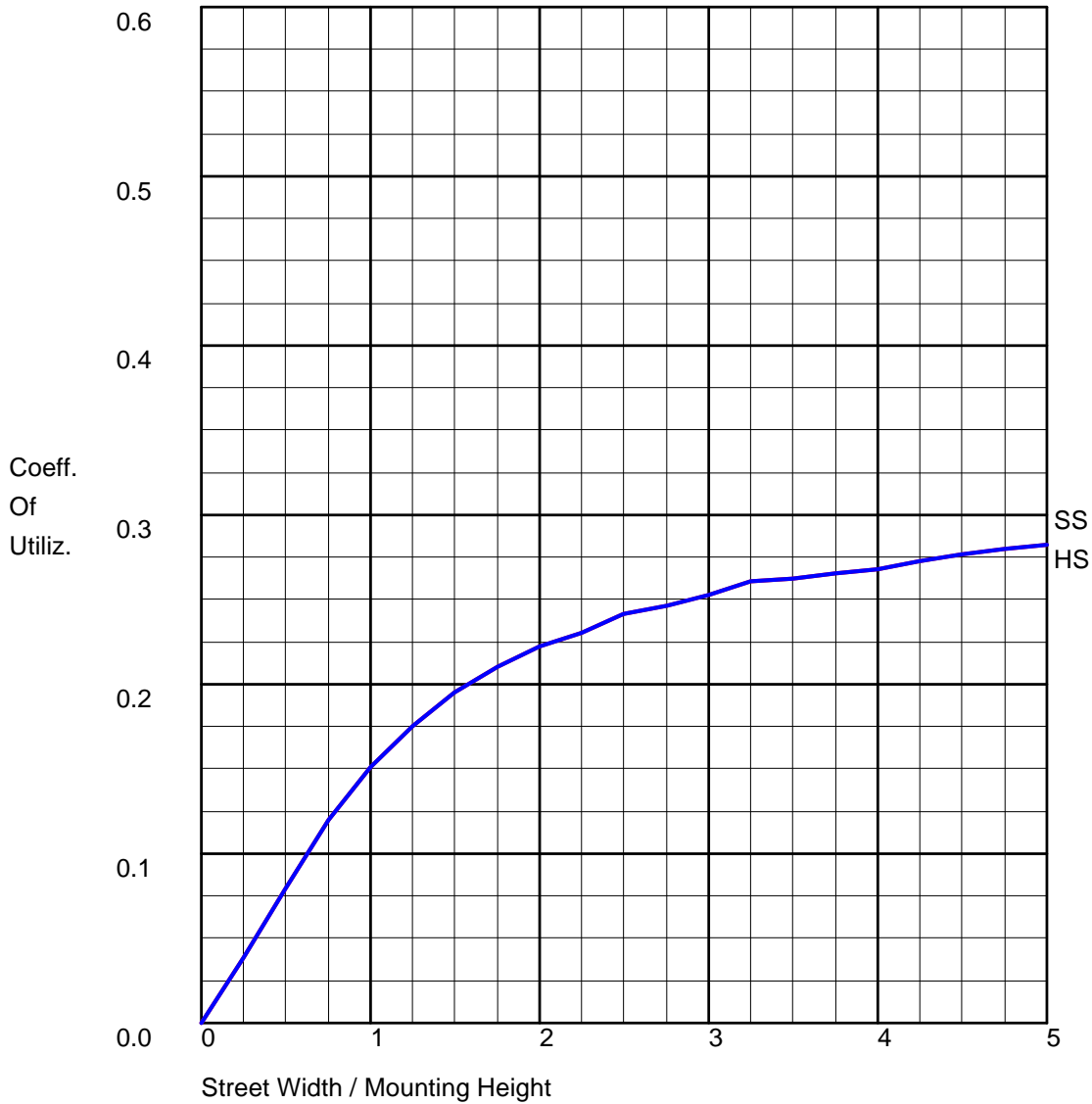
152	16.2
152.5	15.5
153	14.6
153.5	13.6
154	12.9
154.5	12.4
155	11.6
155.5	10.5
156	10.1
156.5	9.2
157	8.8
157.5	7.9
158	7.1
158.5	6.7
159	5.8
159.5	5.3
160	4.6
160.5	4
161	3.5
161.5	3.3
162	2.4
162.5	2.3
163	1.7
163.5	1.4
164	0.8
164.5	0.8
165	0.7
165.5	0.5
166	0.3
166.5	0.1
167	0
167.5	0
168	0
168.5	0
169	0
169.5	0
170	0
170.5	0
171	0
171.5	0
172	0
172.5	0
173	0
173.5	0
174	0
174.5	0
175	0
175.5	0
176	0
176.5	0
177	0
177.5	0
178	0
178.5	0
179	0
179.5	0

IES ROAD REPORT  
PHOTOMETRIC FILENAME : AGA1A-175WMH.IES

CANDELA TABULATION - (Cont.)

180      0

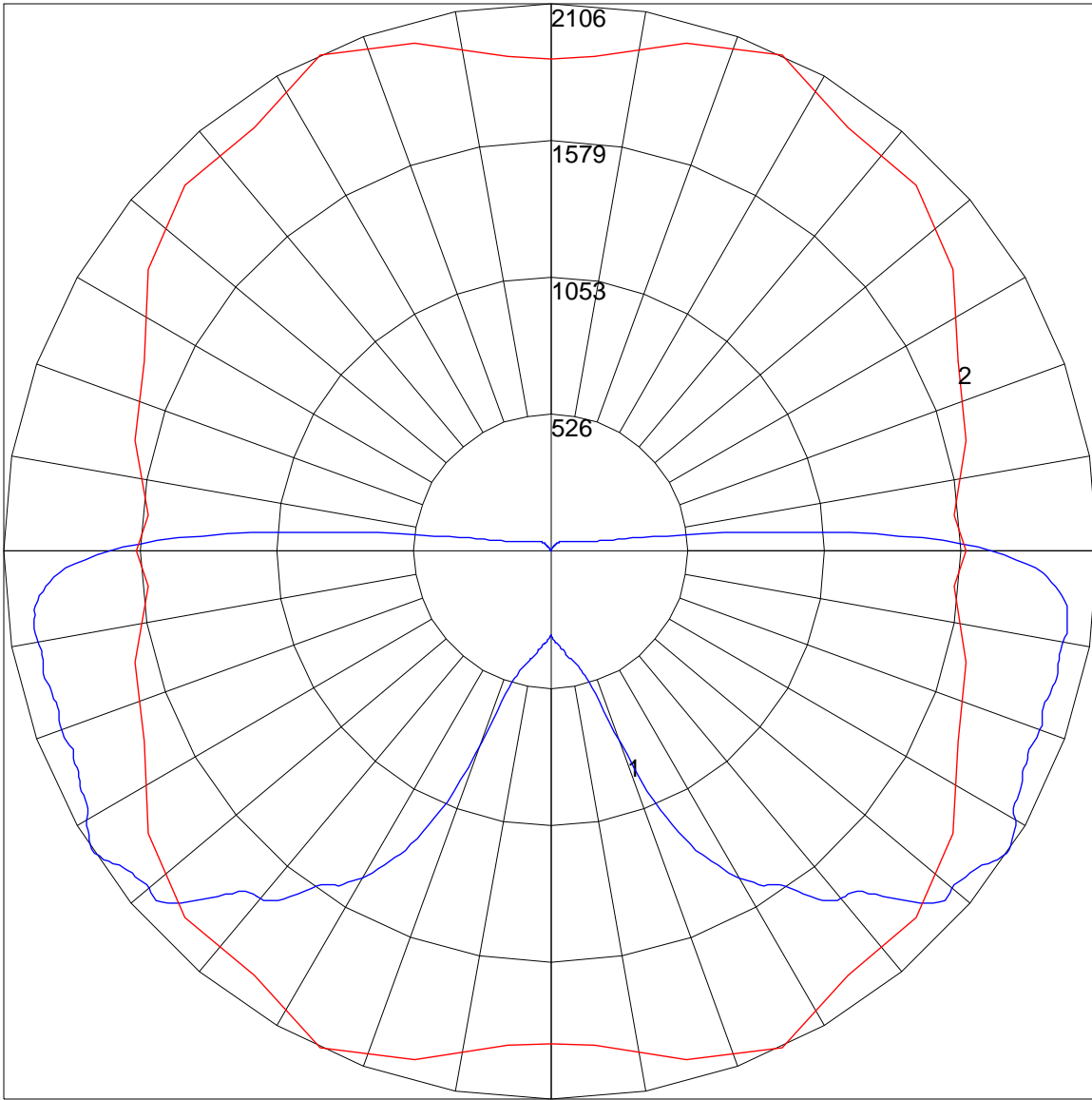
**COEFFICIENTS OF UTILIZATION**



**FLUX DISTRIBUTION**

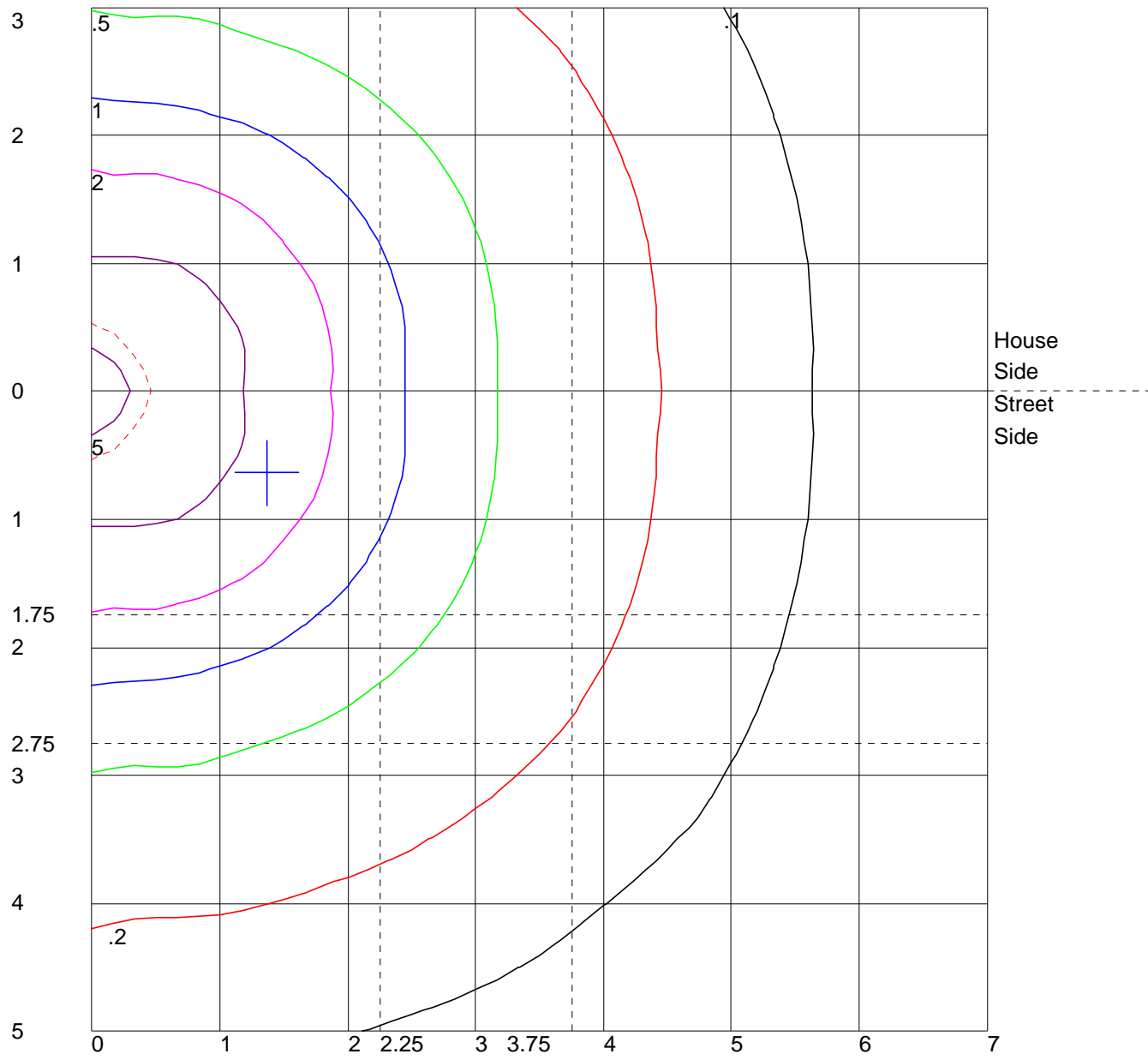
	Lumens	Percent Of Lamp
Downward Street Side	5157.2	32.2
Downward House Side	5157.2	32.2
Downward Total	10314.4	64.5
Upward Street Side	608.5	3.8
Upward House Side	608.5	3.8
Upward Total	1217.0	7.6
Total Flux	11531.4	72.1

POLAR GRAPH



Maximum Candela = 2105.7 Located At Horizontal Angle = 65, Vertical Angle = 56.5  
# 1 - Vertical Plane Through Horizontal Angles (65 - 245) (Through Max. Cd.)  
# 2 - Horizontal Cone Through Vertical Angle (56.5) (Through Max. Cd.)

ISOFOOTCANDLE LINES OF HORIZONTAL ILLUMINANCE



Distance In Units Of Mounting Height  
 Values Based On 10 Foot Mounting Height  
 1/2 Maximum Candela Trace Shown As Dashed Curve  
 (+) = Maximum Candela Point