



Brandon Industries, Inc.
1601 Wilmeth Road
McKinney, TX 75069
(800) 247-1274
www.brandonindustries.com

IES ROAD REPORT
PHOTOMETRIC FILENAME : AGB2-100WHPS.IES

DESCRIPTIVE INFORMATION (From Photometric File)

IESNA:LM-63-2002
[TEST] 14061
[TESTLAB] LUMINAIRE TESTING LABORATORY, INC.
[ISSUEDATE] 10-08-2008
[MANUFAC] BRANDON INDUSTRIES, INC.
[LUMCAT] 100WHPS-AGB2
[LUMINAIRE] CAST ALUMINUM HOUSING, SPUN SEMI-SPECULAR ALUMINUM BASE,
[MORE] CLEAR PATTERNED PLASTIC ENCLOSURE WITH SPUN SEMI-SPECULAR
[MORE] ALUMINUM TOP REFLECTOR.
[LAMP] ONE CLEAR VBD S54 100 WATT B17 HPS LAMP RATED AT 9500 LUMENS.
[LAMPCAT] PHILIPS C100S54/M

CHARACTERISTICS

IES Classification	Type V
Longitudinal Classification	Long
Cutoff Classification	Non-Cutoff
Total Rated Lamp Lumens	9500
Maximum Candela	1005.7
Maximum Candela Angle	0H 76V
Maximum Candela At 90 Degrees Vertical	960.3 (10.11% Lamp Lms)
Maximum Candela At 80 Degrees Vertical	1003.6 (10.56% Lamp Lms)
Downward Total Efficiency	53.4%

IES ROAD REPORT
PHOTOMETRIC FILENAME : AGB2-100WHPS.IES

CANDELA TABULATION

Vert. Angles **Horizontal Angles**

	<u>0</u>
0	159.7
0.5	162.9
1	166
1.5	168.9
2	171.3
2.5	173.3
3	174.8
3.5	176.5
4	178.3
4.5	180
5	181.9
5.5	183.9
6	186.1
6.5	188.3
7	190.9
7.5	193.4
8	196.3
8.5	199.1
9	201.9
9.5	204.5
10	206.8
10.5	209.1
11	210.9
11.5	212.9
12	214.6
12.5	216.3
13	217.9
13.5	219.3
14	220.7
14.5	222.1
15	223.4
15.5	224.5
16	225.7
16.5	226.8
17	227.9
17.5	229.1
18	230.3
18.5	231.6
19	233
19.5	234.6
20	236.2
20.5	238
21	239.9
21.5	242.1
22	244.6
22.5	247.3
23	250.6
23.5	254.2
24	258.8
24.5	263.7
25	270.1
25.5	277.6
26	286

IES ROAD REPORT
PHOTOMETRIC FILENAME : AGB2-100WHPS.IES

CANDELA TABULATION - (Cont.)

26.5	296
27	306.9
27.5	319.3
28	333.2
28.5	348.9
29	365.8
29.5	383.9
30	402.6
30.5	421.3
31	440.8
31.5	459.9
32	478.8
32.5	497.2
33	515.4
33.5	532
34	548.1
34.5	563.3
35	577.2
35.5	591
36	603.1
36.5	614.9
37	626.4
37.5	637.7
38	648.7
38.5	659.3
39	670.2
39.5	679.8
40	690.6
40.5	700
41	709.5
41.5	718.4
42	727
42.5	735.4
43	744.2
43.5	753.4
44	761.4
44.5	769.9
45	777.5
45.5	785.3
46	793.5
46.5	801.5
47	809.6
47.5	817.8
48	825.7
48.5	832.4
49	838.9
49.5	844.4
50	849.5
50.5	855
51	859.4
51.5	863.9
52	867.4
52.5	871.2
53	873.9
53.5	876.9
54	879

IES ROAD REPORT
PHOTOMETRIC FILENAME : AGB2-100WHPS.IES

CANDELA TABULATION - (Cont.)

54.5	881.7
55	885.2
55.5	888.7
56	893.5
56.5	897.8
57	903
57.5	907.3
58	912.5
58.5	917.3
59	922.7
59.5	928.4
60	933.5
60.5	938.8
61	943.8
61.5	948.1
62	952
62.5	955.6
63	959.4
63.5	962.6
64	965.6
64.5	967.8
65	970.3
65.5	972
66	974.8
66.5	976.7
67	978.6
67.5	981
68	982.8
68.5	985
69	986.1
69.5	988.3
70	990.2
70.5	992.9
71	995.3
71.5	997.4
72	998.8
72.5	999.5
73	1000.2
73.5	1000.9
74	1002.7
74.5	1003.7
75	1004.8
75.5	1005.5
76	1005.7
76.5	1005.3
77	1004.7
77.5	1004.7
78	1004.9
78.5	1005
79	1005.1
79.5	1004.1
80	1003.6
80.5	1002.2
81	1001.2
81.5	999.8
82	997.5

IES ROAD REPORT
PHOTOMETRIC FILENAME : AGB2-100WHPS.IES

CANDELA TABULATION - (Cont.)

82.5	994.7
83	992.3
83.5	990
84	987.1
84.5	985.1
85	982.5
85.5	981.4
86	979.3
86.5	977.5
87	974.4
87.5	971.8
88	969.1
88.5	966.2
89	963.9
89.5	961.6
90	960.3
90.5	959.3
91	959
91.5	958.8
92	958.7
92.5	958.8
93	958.5
93.5	958.5
94	958.7
94.5	959.9
95	961.1
95.5	961.9
96	962.6
96.5	962.1
97	962.2
97.5	961
98	959.9
98.5	957.6
99	954.6
99.5	950.7
100	945.1
100.5	939.1
101	932.1
101.5	925.3
102	917.7
102.5	909.2
103	898.4
103.5	886.1
104	872
104.5	855.3
105	837.5
105.5	817.1
106	793.1
106.5	766
107	735.8
107.5	702.6
108	666.1
108.5	627.8
109	586.5
109.5	544.3
110	501

IES ROAD REPORT
PHOTOMETRIC FILENAME : AGB2-100WHPS.IES

CANDELA TABULATION - (Cont.)

110.5	456.6
111	413
111.5	371.5
112	330.5
112.5	292.1
113	256.5
113.5	223.2
114	193.7
114.5	168
115	145.6
115.5	126.9
116	111.8
116.5	99.3
117	89.3
117.5	81.3
118	74.6
118.5	69.2
119	64.7
119.5	60.8
120	57.6
120.5	54.8
121	52.5
121.5	50.4
122	48.6
122.5	47
123	45.5
123.5	44.3
124	43.1
124.5	42
125	41
125.5	40.1
126	39.3
126.5	38.5
127	37.7
127.5	37
128	36.3
128.5	35.6
129	35
129.5	34.4
130	33.8
130.5	33.2
131	32.6
131.5	32.1
132	31.5
132.5	31
133	30.4
133.5	29.9
134	29.3
134.5	28.8
135	28.3
135.5	27.8
136	27.2
136.5	26.6
137	26.1
137.5	25.5
138	25

IES ROAD REPORT
PHOTOMETRIC FILENAME : AGB2-100WHPS.IES

CANDELA TABULATION - (Cont.)

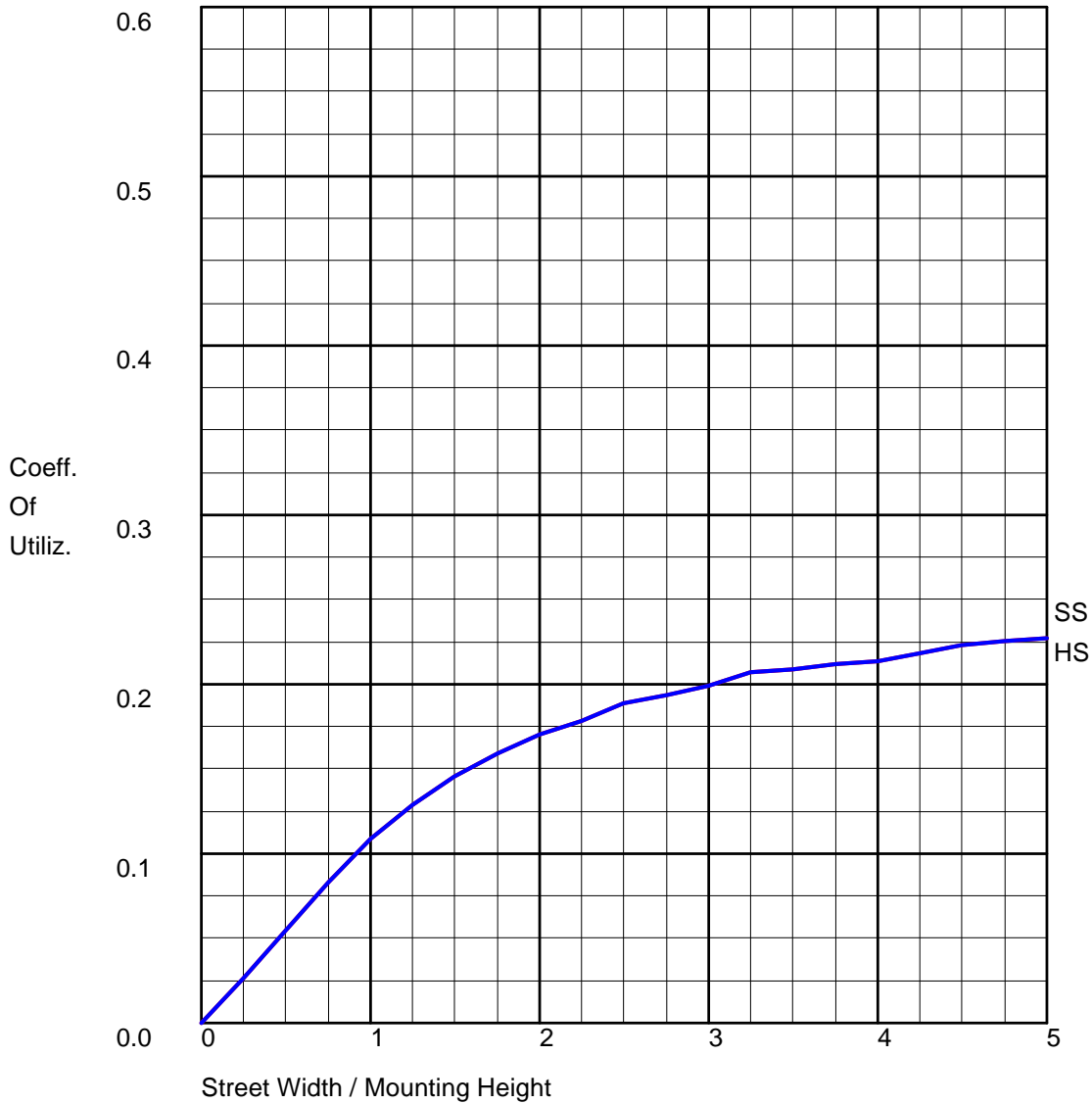
138.5	24.4
139	23.8
139.5	23.2
140	22.5
140.5	21.9
141	21.3
141.5	20.6
142	19.9
142.5	19.1
143	18.4
143.5	17.6
144	16.9
144.5	16.1
145	15.3
145.5	14.5
146	13.7
146.5	13
147	12.2
147.5	11.4
148	10.7
148.5	10
149	9.3
149.5	8.6
150	8
150.5	7.5
151	6.9
151.5	6.3
152	5.8
152.5	5.3
153	4.8
153.5	4.3
154	3.9
154.5	3.5
155	3.1
155.5	2.7
156	2.3
156.5	1.9
157	1.6
157.5	1.3
158	0.9
158.5	0.6
159	0.3
159.5	0.2
160	0
160.5	0
161	0
161.5	0
162	0
162.5	0
163	0
163.5	0
164	0
164.5	0
165	0
165.5	0
166	0

IES ROAD REPORT
PHOTOMETRIC FILENAME : AGB2-100WHPS.IES

CANDELA TABULATION - (Cont.)

166.5	0
167	0
167.5	0
168	0
168.5	0
169	0
169.5	0
170	0
170.5	0
171	0
171.5	0
172	0
172.5	0
173	0
173.5	0
174	0
174.5	0
175	0
175.5	0
176	0
176.5	0
177	0
177.5	0
178	0
178.5	0
179	0
179.5	0
180	0

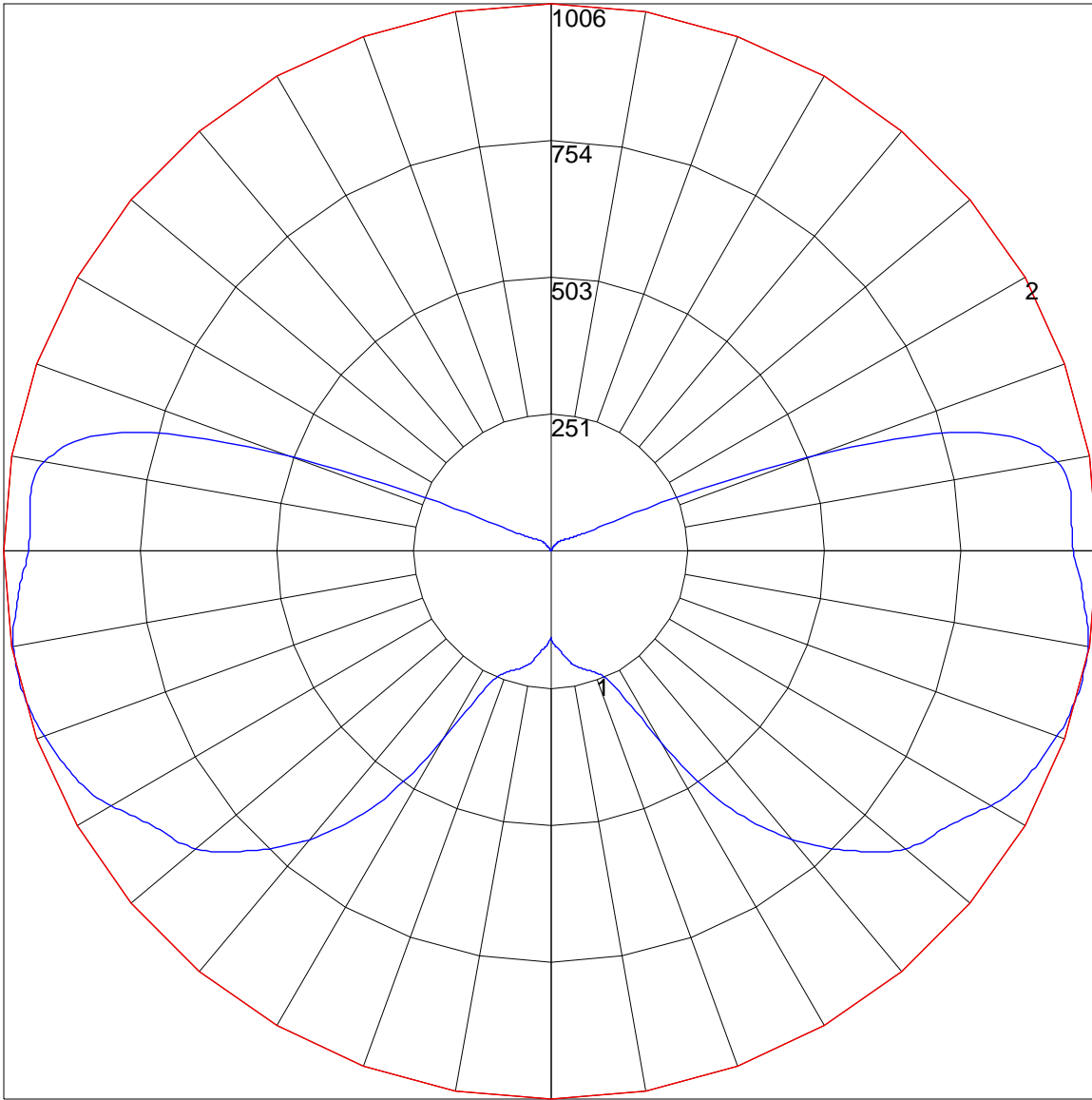
COEFFICIENTS OF UTILIZATION



FLUX DISTRIBUTION

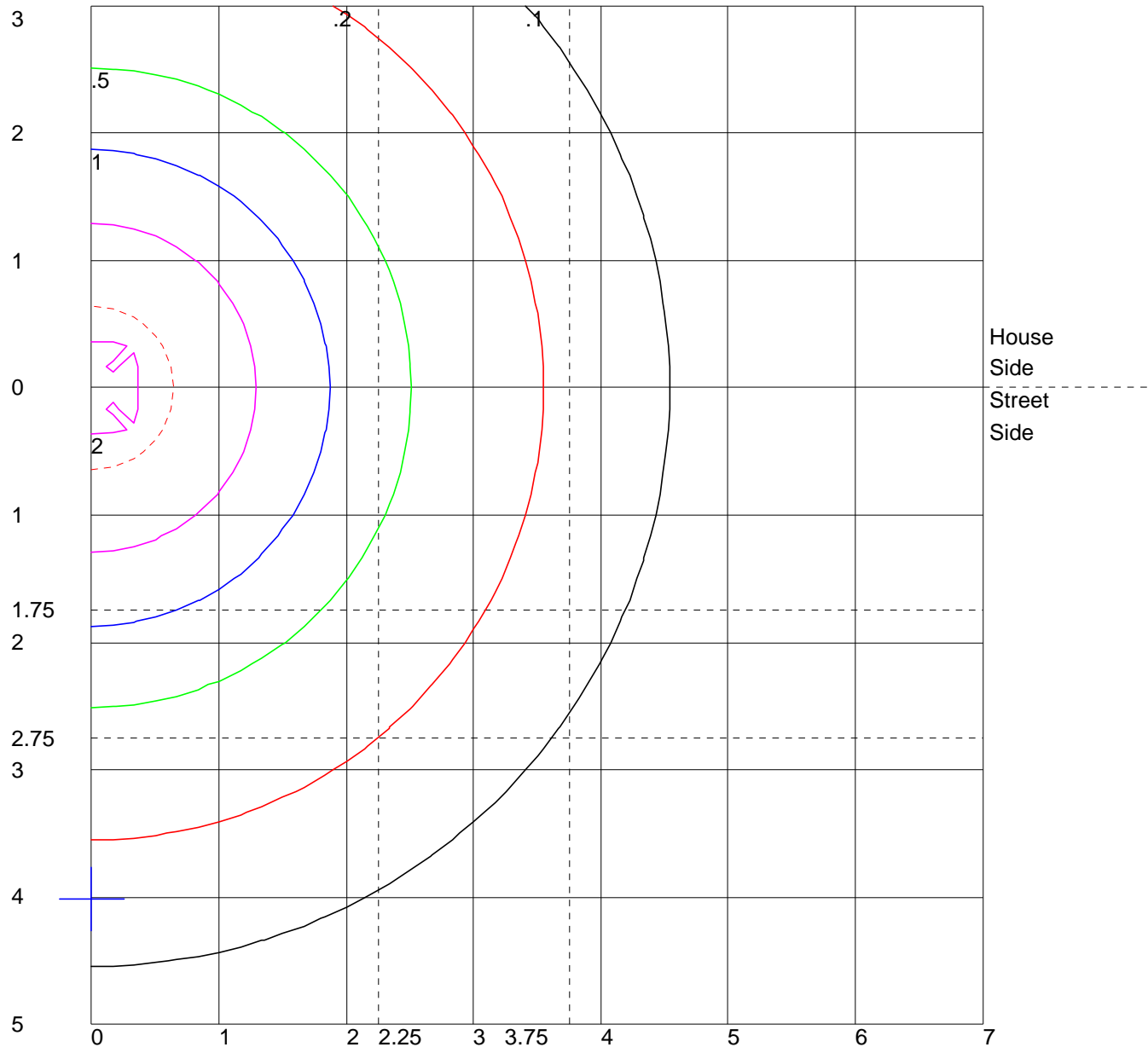
	Lumens	Percent Of Lamp
Downward Street Side	2534.9	26.7
Downward House Side	2534.9	26.7
Downward Total	5069.8	53.4
Upward Street Side	1079.7	11.4
Upward House Side	1079.7	11.4
Upward Total	2159.4	22.7
Total Flux	7229.2	76.1

POLAR GRAPH



Maximum Candela = 1005.7 Located At Horizontal Angle = 0, Vertical Angle = 76
1 - Vertical Plane Through Horizontal Angles (0 - 180) (Through Max. Cd.)
2 - Horizontal Cone Through Vertical Angle (76) (Through Max. Cd.)

ISOFOOTCANDLE LINES OF HORIZONTAL ILLUMINANCE



Distance In Units Of Mounting Height
 Values Based On 10 Foot Mounting Height
 1/2 Maximum Candela Trace Shown As Dashed Curve
 (+) = Maximum Candela Point