



**Brandon Industries, Inc.**  
**1601 Wilmeth Road**  
**McKinney, TX 75069**  
**(800) 247-1274**  
**[www.brandonindustries.com](http://www.brandonindustries.com)**

**IES ROAD REPORT**  
**PHOTOMETRIC FILENAME : AGB2-175WMH.IES**

**DESCRIPTIVE INFORMATION (From Photometric File)**

IESNA:LM-63-2002  
[TEST] 14063  
[TESTLAB] LUMINAIRE TESTING LABORATORY, INC.  
[ISSUEDATE] 10-17-2008  
[MANUFAC] BRANDON INDUSTRIES  
[LUMCAT] 175WMH-AGB2  
[LUMINAIRE] CAST ALUMINUM HOUSING, SPUN SEMI-SPECULAR ALUMINUM BASE,  
[MORE] CLEAR PATTERNED PLASTIC ENCLOSURE WITH SPUN-SEMI-SPECULAR  
[MORE] ALUMINUM TOP REFLECTOR.  
[LAMP] ONE CLEAR VBD M152/M137 175 WATT ED28 PULSE START METAL HALIDE  
[MORE] LAMP RATED AT 16,000 LUMENS.  
[LAMPCAT] PHILIPS MS175/BU/PS

**CHARACTERISTICS**

IES Classification	Type V
Longitudinal Classification	Short
Cutoff Classification	Non-Cutoff
Total Rated Lamp Lumens	16000
Maximum Candela	2071.4
Maximum Candela Angle	0H 54.5V
Maximum Candela At 90 Degrees Vertical	1305 (8.16% Lamp Lms)
Maximum Candela At 80 Degrees Vertical	2022 (12.64% Lamp Lms)
Downward Total Efficiency	70.7%

**IES ROAD REPORT**  
**PHOTOMETRIC FILENAME : AGB2-175WMH.IES**

**CANDELA TABULATION**

**Vert. Horizontal Angles**

<b>Vert. Angles</b>	<b>Horizontal Angles</b>
	<u>0</u>
<b>0</b>	354.3
<b>0.5</b>	362
<b>1</b>	369.7
<b>1.5</b>	376.4
<b>2</b>	381.9
<b>2.5</b>	386
<b>3</b>	389.6
<b>3.5</b>	393.1
<b>4</b>	397.1
<b>4.5</b>	401
<b>5</b>	405.3
<b>5.5</b>	409.7
<b>6</b>	414.6
<b>6.5</b>	420
<b>7</b>	425.5
<b>7.5</b>	431.7
<b>8</b>	438.3
<b>8.5</b>	445.1
<b>9</b>	451.9
<b>9.5</b>	458.4
<b>10</b>	464.5
<b>10.5</b>	470.5
<b>11</b>	476.4
<b>11.5</b>	482.5
<b>12</b>	488.4
<b>12.5</b>	494.9
<b>13</b>	501.7
<b>13.5</b>	509.2
<b>14</b>	517.4
<b>14.5</b>	526.8
<b>15</b>	537.6
<b>15.5</b>	550
<b>16</b>	565.6
<b>16.5</b>	583.7
<b>17</b>	605.8
<b>17.5</b>	632.7
<b>18</b>	664.6
<b>18.5</b>	699.8
<b>19</b>	740.5
<b>19.5</b>	784.3
<b>20</b>	832
<b>20.5</b>	882.6
<b>21</b>	935.4
<b>21.5</b>	987.4
<b>22</b>	1038.2
<b>22.5</b>	1084.7
<b>23</b>	1127.3
<b>23.5</b>	1167.2
<b>24</b>	1203.6
<b>24.5</b>	1237.8
<b>25</b>	1268.4
<b>25.5</b>	1296.8
<b>26</b>	1322.4

**IES ROAD REPORT**  
**PHOTOMETRIC FILENAME : AGB2-175WMH.IES**

**CANDELA TABULATION - (Cont.)**

26.5	1348.8
27	1374.5
27.5	1399.4
28	1422.8
28.5	1444
29	1464.7
29.5	1485.2
30	1505.5
30.5	1524.1
31	1541.8
31.5	1556.8
32	1570.6
32.5	1584
33	1598.5
33.5	1613.1
34	1631
34.5	1649.6
35	1669
35.5	1686.9
36	1703
36.5	1718.5
37	1730
37.5	1741.7
38	1751.8
38.5	1763.7
39	1775.5
39.5	1787.9
40	1800
40.5	1813.1
41	1826.4
41.5	1842.4
42	1858.5
42.5	1877.4
43	1897.4
43.5	1916.7
44	1935.8
44.5	1954.9
45	1972.7
45.5	1987.7
46	1999.5
46.5	2008.6
47	2018.8
47.5	2027.4
48	2033.9
48.5	2036.5
49	2039.3
49.5	2040.2
50	2041.1
50.5	2043.4
51	2046.3
51.5	2050.2
52	2052.6
52.5	2055.1
53	2058.5
53.5	2064.6
54	2068.2

**IES ROAD REPORT**  
**PHOTOMETRIC FILENAME : AGB2-175WMH.IES**

**CANDELA TABULATION - (Cont.)**

<b>54.5</b>	2071.4
<b>55</b>	2071.1
<b>55.5</b>	2070.4
<b>56</b>	2067.8
<b>56.5</b>	2064
<b>57</b>	2060.5
<b>57.5</b>	2056.9
<b>58</b>	2054.2
<b>58.5</b>	2051.3
<b>59</b>	2048.6
<b>59.5</b>	2048.4
<b>60</b>	2049.9
<b>60.5</b>	2052.2
<b>61</b>	2056.5
<b>61.5</b>	2059.9
<b>62</b>	2061.9
<b>62.5</b>	2060.9
<b>63</b>	2058.2
<b>63.5</b>	2054.6
<b>64</b>	2048.3
<b>64.5</b>	2040.6
<b>65</b>	2032.5
<b>65.5</b>	2023.3
<b>66</b>	2015.1
<b>66.5</b>	2008
<b>67</b>	2002.3
<b>67.5</b>	1997.6
<b>68</b>	1992
<b>68.5</b>	1987.8
<b>69</b>	1983.5
<b>69.5</b>	1979.9
<b>70</b>	1976.3
<b>70.5</b>	1974.7
<b>71</b>	1972.7
<b>71.5</b>	1974
<b>72</b>	1977.2
<b>72.5</b>	1979.8
<b>73</b>	1983.2
<b>73.5</b>	1985.3
<b>74</b>	1988.4
<b>74.5</b>	1990.9
<b>75</b>	1995
<b>75.5</b>	1997.9
<b>76</b>	2001.4
<b>76.5</b>	2003.1
<b>77</b>	2006.3
<b>77.5</b>	2009.2
<b>78</b>	2013.3
<b>78.5</b>	2018.5
<b>79</b>	2021.5
<b>79.5</b>	2023
<b>80</b>	2022
<b>80.5</b>	2020.5
<b>81</b>	2015.5
<b>81.5</b>	2011.2
<b>82</b>	2004

**IES ROAD REPORT**  
**PHOTOMETRIC FILENAME : AGB2-175WMH.IES**

**CANDELA TABULATION - (Cont.)**

<b>82.5</b>	1994.4
<b>83</b>	1982.7
<b>83.5</b>	1968.9
<b>84</b>	1953.3
<b>84.5</b>	1933.5
<b>85</b>	1909.9
<b>85.5</b>	1880.6
<b>86</b>	1846.5
<b>86.5</b>	1804.4
<b>87</b>	1756.3
<b>87.5</b>	1700.4
<b>88</b>	1635.7
<b>88.5</b>	1563.9
<b>89</b>	1485.2
<b>89.5</b>	1397.4
<b>90</b>	1305
<b>90.5</b>	1207.2
<b>91</b>	1106
<b>91.5</b>	1006.1
<b>92</b>	910.4
<b>92.5</b>	816.6
<b>93</b>	731.3
<b>93.5</b>	654.3
<b>94</b>	584.1
<b>94.5</b>	524.3
<b>95</b>	473.1
<b>95.5</b>	429.2
<b>96</b>	391.9
<b>96.5</b>	359.4
<b>97</b>	330.3
<b>97.5</b>	304.9
<b>98</b>	282.3
<b>98.5</b>	262.3
<b>99</b>	244.6
<b>99.5</b>	228.8
<b>100</b>	215
<b>100.5</b>	202.7
<b>101</b>	192.1
<b>101.5</b>	182.5
<b>102</b>	174.2
<b>102.5</b>	166.6
<b>103</b>	159.8
<b>103.5</b>	153.7
<b>104</b>	148.4
<b>104.5</b>	143.4
<b>105</b>	139
<b>105.5</b>	134.9
<b>106</b>	131.2
<b>106.5</b>	127.8
<b>107</b>	124.7
<b>107.5</b>	121.7
<b>108</b>	119
<b>108.5</b>	116.5
<b>109</b>	114.1
<b>109.5</b>	111.9
<b>110</b>	109.7

**IES ROAD REPORT**  
**PHOTOMETRIC FILENAME : AGB2-175WMH.IES**

**CANDELA TABULATION - (Cont.)**

<b>110.5</b>	107.7
<b>111</b>	105.7
<b>111.5</b>	103.8
<b>112</b>	101.9
<b>112.5</b>	100.2
<b>113</b>	98.4
<b>113.5</b>	96.7
<b>114</b>	95.1
<b>114.5</b>	93.4
<b>115</b>	91.7
<b>115.5</b>	90.1
<b>116</b>	88.6
<b>116.5</b>	87
<b>117</b>	85.5
<b>117.5</b>	83.9
<b>118</b>	82.5
<b>118.5</b>	81
<b>119</b>	79.8
<b>119.5</b>	78.3
<b>120</b>	77.1
<b>120.5</b>	75.8
<b>121</b>	74.7
<b>121.5</b>	73.6
<b>122</b>	72.4
<b>122.5</b>	71.3
<b>123</b>	70.4
<b>123.5</b>	69.4
<b>124</b>	68.5
<b>124.5</b>	67.8
<b>125</b>	66.9
<b>125.5</b>	66.1
<b>126</b>	65.3
<b>126.5</b>	64.6
<b>127</b>	63.7
<b>127.5</b>	63
<b>128</b>	62.3
<b>128.5</b>	61.5
<b>129</b>	60.7
<b>129.5</b>	59.9
<b>130</b>	59.1
<b>130.5</b>	58.3
<b>131</b>	57.6
<b>131.5</b>	56.7
<b>132</b>	55.9
<b>132.5</b>	55.1
<b>133</b>	54.2
<b>133.5</b>	53.4
<b>134</b>	52.6
<b>134.5</b>	51.7
<b>135</b>	50.9
<b>135.5</b>	50
<b>136</b>	49
<b>136.5</b>	48.1
<b>137</b>	47.2
<b>137.5</b>	46.2
<b>138</b>	45.2

**IES ROAD REPORT**  
**PHOTOMETRIC FILENAME : AGB2-175WMH.IES**

**CANDELA TABULATION - (Cont.)**

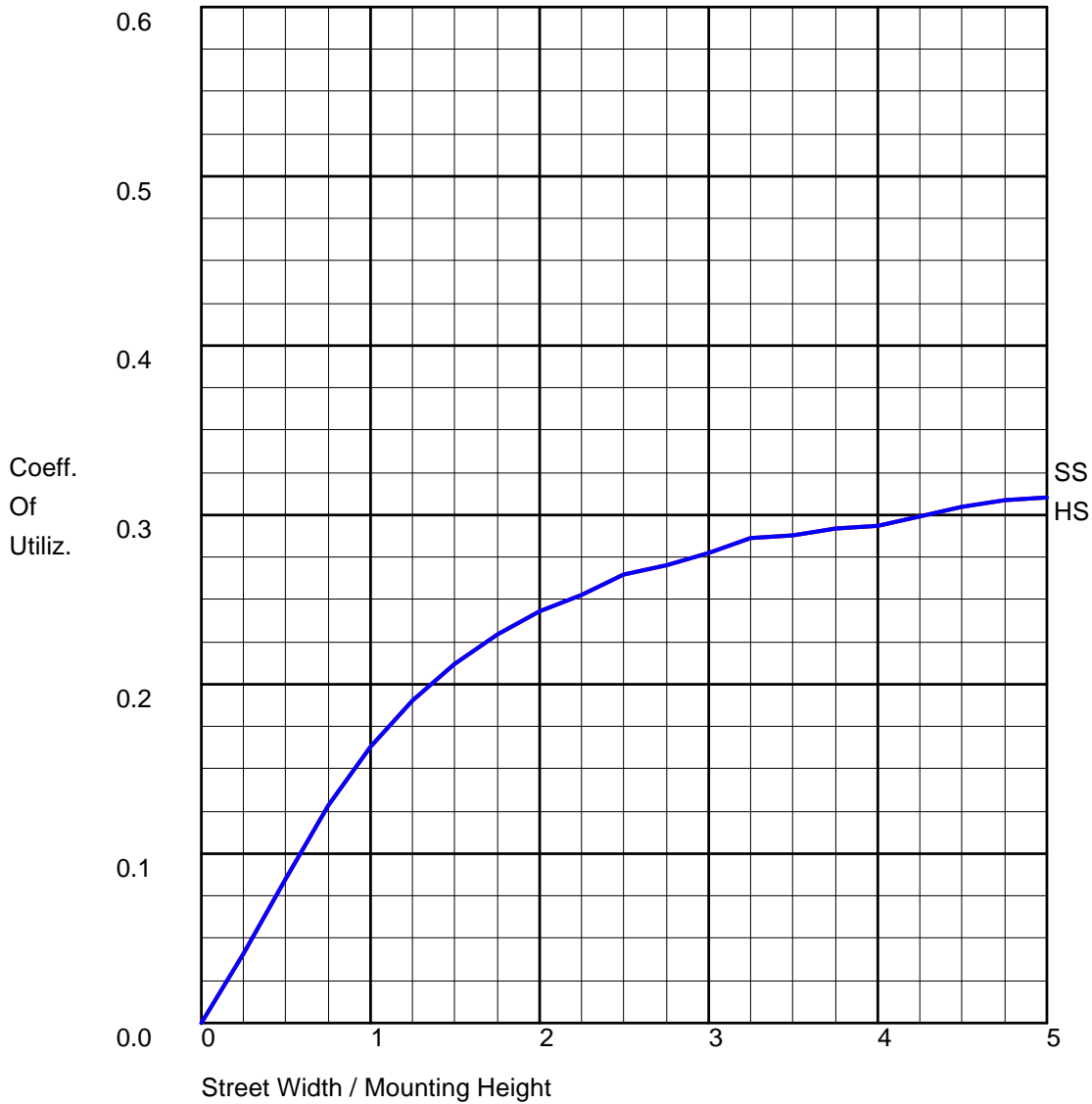
<b>138.5</b>	44.2
<b>139</b>	43.1
<b>139.5</b>	42
<b>140</b>	41
<b>140.5</b>	40
<b>141</b>	38.8
<b>141.5</b>	37.7
<b>142</b>	36.5
<b>142.5</b>	35.4
<b>143</b>	34.3
<b>143.5</b>	33.1
<b>144</b>	31.9
<b>144.5</b>	30.8
<b>145</b>	29.6
<b>145.5</b>	28.4
<b>146</b>	27.4
<b>146.5</b>	26.2
<b>147</b>	25.1
<b>147.5</b>	24.1
<b>148</b>	23
<b>148.5</b>	21.9
<b>149</b>	20.8
<b>149.5</b>	19.8
<b>150</b>	18.8
<b>150.5</b>	17.9
<b>151</b>	16.9
<b>151.5</b>	16
<b>152</b>	15.1
<b>152.5</b>	14.3
<b>153</b>	13.4
<b>153.5</b>	12.6
<b>154</b>	11.8
<b>154.5</b>	11
<b>155</b>	10.3
<b>155.5</b>	9.5
<b>156</b>	8.8
<b>156.5</b>	8
<b>157</b>	7.4
<b>157.5</b>	6.7
<b>158</b>	6.1
<b>158.5</b>	5.5
<b>159</b>	4.8
<b>159.5</b>	4.2
<b>160</b>	3.6
<b>160.5</b>	3.1
<b>161</b>	2.5
<b>161.5</b>	2
<b>162</b>	1.6
<b>162.5</b>	1.1
<b>163</b>	0.8
<b>163.5</b>	0.4
<b>164</b>	0.2
<b>164.5</b>	0
<b>165</b>	0
<b>165.5</b>	0
<b>166</b>	0

IES ROAD REPORT  
PHOTOMETRIC FILENAME : AGB2-175WMH.IES

CANDELA TABULATION - (Cont.)

166.5	0
167	0
167.5	0
168	0
168.5	0
169	0
169.5	0
170	0
170.5	0
171	0
171.5	0
172	0
172.5	0
173	0
173.5	0
174	0
174.5	0
175	0
175.5	0
176	0
176.5	0
177	0
177.5	0
178	0
178.5	0
179	0
179.5	0
180	0

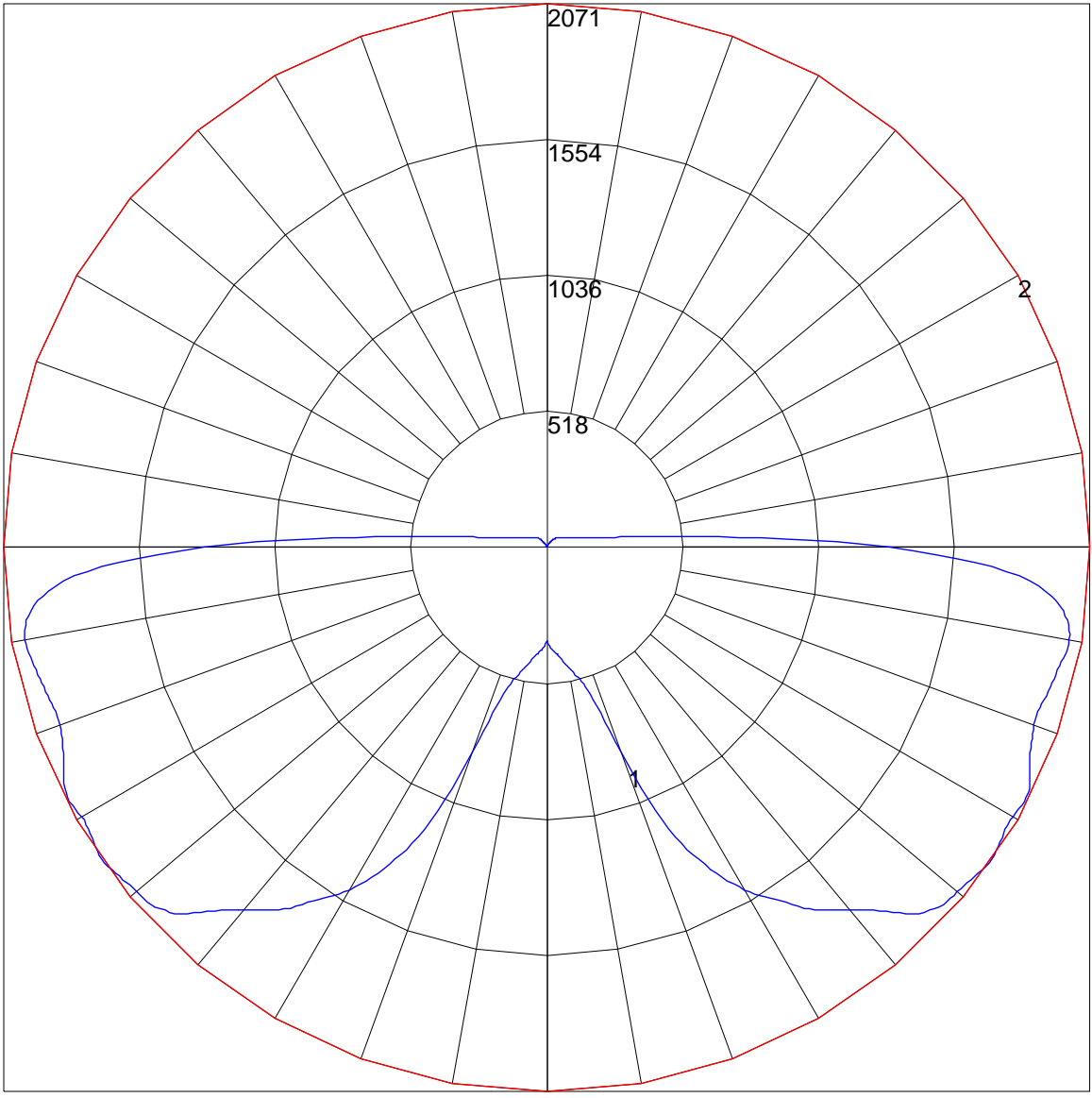
**COEFFICIENTS OF UTILIZATION**



**FLUX DISTRIBUTION**

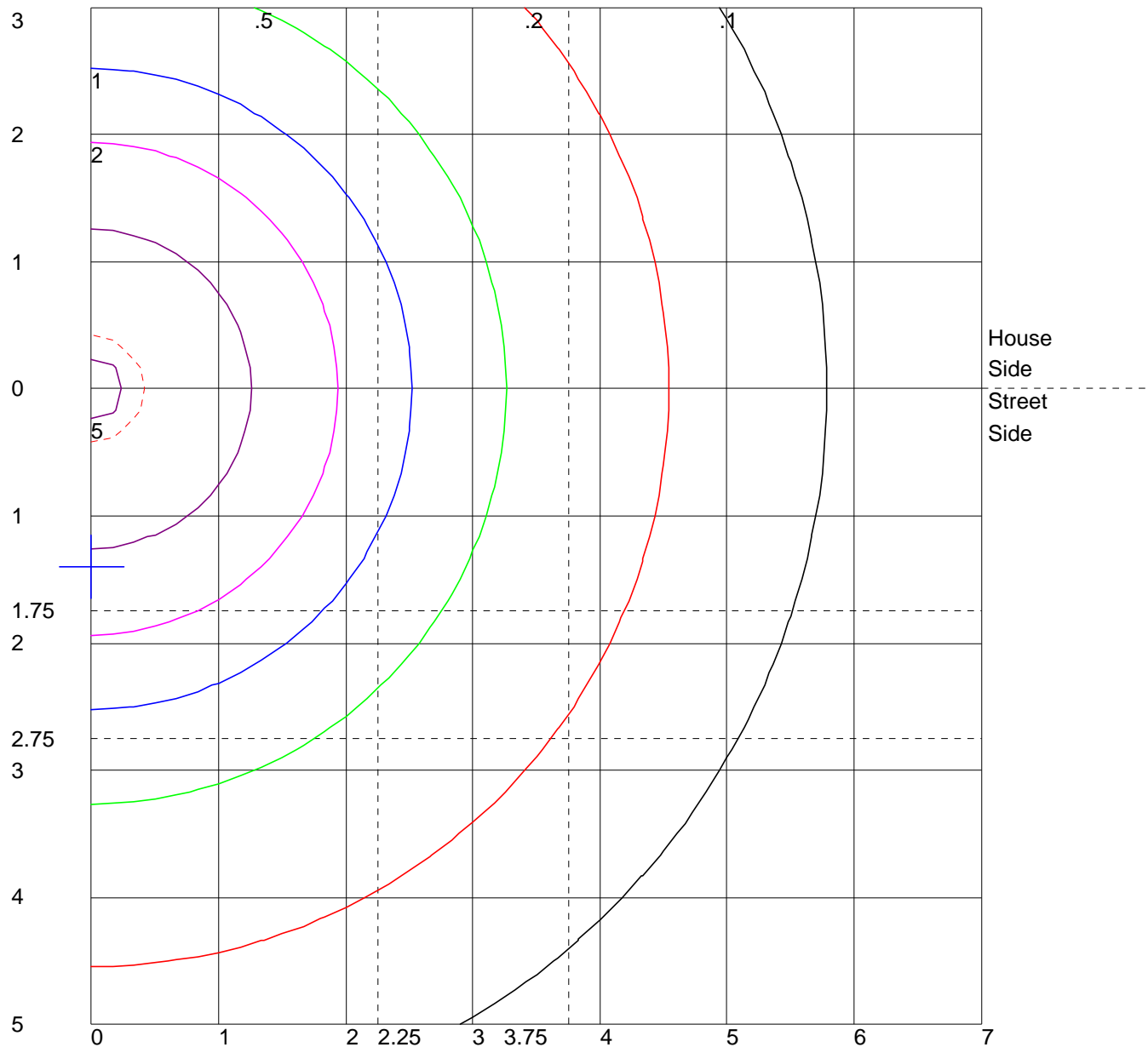
	Lumens	Percent Of Lamp
Downward Street Side	5655.2	35.3
Downward House Side	5655.2	35.3
Downward Total	11310.4	70.7
Upward Street Side	502.9	3.1
Upward House Side	502.9	3.1
Upward Total	1005.8	6.3
<b>Total Flux</b>	<b>12316.2</b>	<b>77.0</b>

POLAR GRAPH



Maximum Candela = 2071.4 Located At Horizontal Angle = 0, Vertical Angle = 54.5  
# 1 - Vertical Plane Through Horizontal Angles (0 - 180) (Through Max. Cd.)  
# 2 - Horizontal Cone Through Vertical Angle (54.5) (Through Max. Cd.)

ISOFOOTCANDLE LINES OF HORIZONTAL ILLUMINANCE



Distance In Units Of Mounting Height  
 Values Based On 10 Foot Mounting Height  
 1/2 Maximum Candela Trace Shown As Dashed Curve  
 (+) = Maximum Candela Point