



Brandon Industries, Inc.
1601 Wilmeth Road
McKinney, TX 75069
(800) 247-1274
www.brandonindustries.com

IES ROAD REPORT
PHOTOMETRIC FILENAME : AGB2-250HPS.IES

DESCRIPTIVE INFORMATION (From Photometric File)

IESNA:LM-63-2002
[TEST] 14065
[TESTLAB] LUMINAIRE TESTING LABORATORY, INC.
[ISSUEDATE] 10-17-2008
[MANUFAC] BRANDON INDUSTRIES
[LUMCAT] 250WHPS-AGB2
[LUMINAIRE] CAST ALUMINUM HOUSING, SPUN SEMI-SPECULAR ALUMINUM BASE,
[MORE] CLEAR PATTERNED PLASTIC ENCLOSURE WITH SPUN-SEMI-SPECULAR
[MORE] ALUMINUM TOP REFLECTOR.
[LAMP] ONE CLEAR VBD S50 150 WATT ET18 HPS LAMP RATED AT 27,500
[MORE] LUMENS.
[LAMPCAT] PHILIPS C250S50/ALTO

CHARACTERISTICS

IES Classification	Type V
Longitudinal Classification	Long
Cutoff Classification	Non-Cutoff
Total Rated Lamp Lumens	27500
Maximum Candela	3074.6
Maximum Candela Angle	0H 76V
Maximum Candela At 90 Degrees Vertical	1639.2 (5.96% Lamp Lms)
Maximum Candela At 80 Degrees Vertical	3022 (10.99% Lamp Lms)
Downward Total Efficiency	57.0%

IES ROAD REPORT
PHOTOMETRIC FILENAME : AGB2-250HPS.IES

CANDELA TABULATION

Vert. Horizontal Angles

	<u>0</u>
0	639.3
0.5	652.4
1	666.8
1.5	678.9
2	689.7
2.5	697.2
3	703.6
3.5	709.3
4	715.8
4.5	722.8
5	729.5
5.5	737.1
6	744.8
6.5	753.6
7	762.2
7.5	772.4
8	781.6
8.5	792
9	801.3
9.5	810.9
10	819.4
10.5	828.1
11	835.7
11.5	843.9
12	851.8
12.5	859.5
13	868.1
13.5	876.4
14	885.5
14.5	894.7
15	905.6
15.5	916.8
16	931.1
16.5	945.7
17	964.1
17.5	984.2
18	1007.6
18.5	1032.5
19	1060.4
19.5	1090.4
20	1120.6
20.5	1152.5
21	1183.4
21.5	1214.9
22	1244.6
22.5	1274.8
23	1302
23.5	1331.3
24	1358.3
24.5	1386.1
25	1413.3
25.5	1440.2
26	1466.9

IES ROAD REPORT
PHOTOMETRIC FILENAME : AGB2-250HPS.IES

CANDELA TABULATION - (Cont.)

26.5	1494.4
27	1521.8
27.5	1548.7
28	1577.1
28.5	1603.8
29	1631.4
29.5	1657.6
30	1685.3
30.5	1711.9
31	1739.3
31.5	1765.9
32	1793.8
32.5	1820.7
33	1848.3
33.5	1875.6
34	1903.7
34.5	1931.5
35	1958.3
35.5	1987.5
36	2014.5
36.5	2043.8
37	2070.9
37.5	2100.2
38	2126.7
38.5	2157.7
39	2185.6
39.5	2215.7
40	2244.1
40.5	2273.4
41	2302.6
41.5	2331.2
42	2361
42.5	2389
43	2419.7
43.5	2447.3
44	2476.1
44.5	2502.1
45	2529.8
45.5	2553.4
46	2579.2
46.5	2600.8
47	2623.2
47.5	2643.6
48	2664.4
48.5	2682.6
49	2701.2
49.5	2719.1
50	2735.5
50.5	2753.3
51	2768.3
51.5	2785.8
52	2800.2
52.5	2816.2
53	2828.3
53.5	2842.8
54	2853.4

IES ROAD REPORT
PHOTOMETRIC FILENAME : AGB2-250HPS.IES

CANDELA TABULATION - (Cont.)

54.5	2866.5
55	2877.1
55.5	2887.4
56	2896.7
56.5	2905.1
57	2914
57.5	2920
58	2929.2
58.5	2934.7
59	2941.9
59.5	2945.8
60	2953.8
60.5	2958.1
61	2965.1
61.5	2970.8
62	2975.8
62.5	2980.6
63	2985.6
63.5	2990.5
64	2993.5
64.5	2999.8
65	3004
65.5	3009.3
66	3011
66.5	3016.6
67	3017.7
67.5	3021.9
68	3022.9
68.5	3025.8
69	3027.6
69.5	3030.6
70	3032.4
70.5	3035.2
71	3038.4
71.5	3041.3
72	3046
72.5	3048.7
73	3054.7
73.5	3057.5
74	3062.9
74.5	3065.1
75	3069.9
75.5	3070
76	3074.6
76.5	3073.6
77	3073.8
77.5	3070.6
78	3065.7
78.5	3059.8
79	3050.7
79.5	3039.6
80	3022
80.5	3002.1
81	2973.3
81.5	2943.1
82	2900.5

IES ROAD REPORT
PHOTOMETRIC FILENAME : AGB2-250HPS.IES

CANDELA TABULATION - (Cont.)

82.5	2856.9
83	2804.3
83.5	2748.3
84	2685.1
84.5	2619.9
85	2546.8
85.5	2470.6
86	2391.4
86.5	2305.6
87	2215.9
87.5	2122.9
88	2028.4
88.5	1930.4
89	1834.6
89.5	1735
90	1639.2
90.5	1544.7
91	1452.8
91.5	1363.7
92	1279
92.5	1196.2
93	1116.4
93.5	1039.3
94	963.4
94.5	890.6
95	821
95.5	753.1
96	688.2
96.5	628.1
97	569.9
97.5	517
98	468
98.5	424.1
99	385.4
99.5	352.4
100	323.4
100.5	299.1
101	279.2
101.5	261.9
102	247.6
102.5	235.3
103	224.7
103.5	215.3
104	207.4
104.5	200
105	193.6
105.5	187.7
106	182.3
106.5	177.4
107	173.1
107.5	168.9
108	165.1
108.5	161.7
109	158.3
109.5	155.4
110	152.4

IES ROAD REPORT
PHOTOMETRIC FILENAME : AGB2-250HPS.IES

CANDELA TABULATION - (Cont.)

110.5	149.8
111	147.1
111.5	144.7
112	142.3
112.5	140.1
113	138
113.5	136
114	133.9
114.5	132.1
115	130.2
115.5	128.5
116	126.7
116.5	125.1
117	123.5
117.5	121.9
118	120.4
118.5	118.8
119	117.4
119.5	115.8
120	114.4
120.5	113
121	111.6
121.5	110.2
122	108.9
122.5	107.5
123	106.2
123.5	105
124	103.7
124.5	102.5
125	101.3
125.5	100.2
126	99
126.5	98
127	96.8
127.5	95.8
128	94.6
128.5	93.6
129	92.5
129.5	91.4
130	90.2
130.5	89.2
131	88.1
131.5	86.9
132	85.8
132.5	84.6
133	83.5
133.5	82.2
134	81.1
134.5	79.7
135	78.6
135.5	77.2
136	75.8
136.5	74.4
137	73.1
137.5	71.6
138	70

IES ROAD REPORT
PHOTOMETRIC FILENAME : AGB2-250HPS.IES

CANDELA TABULATION - (Cont.)

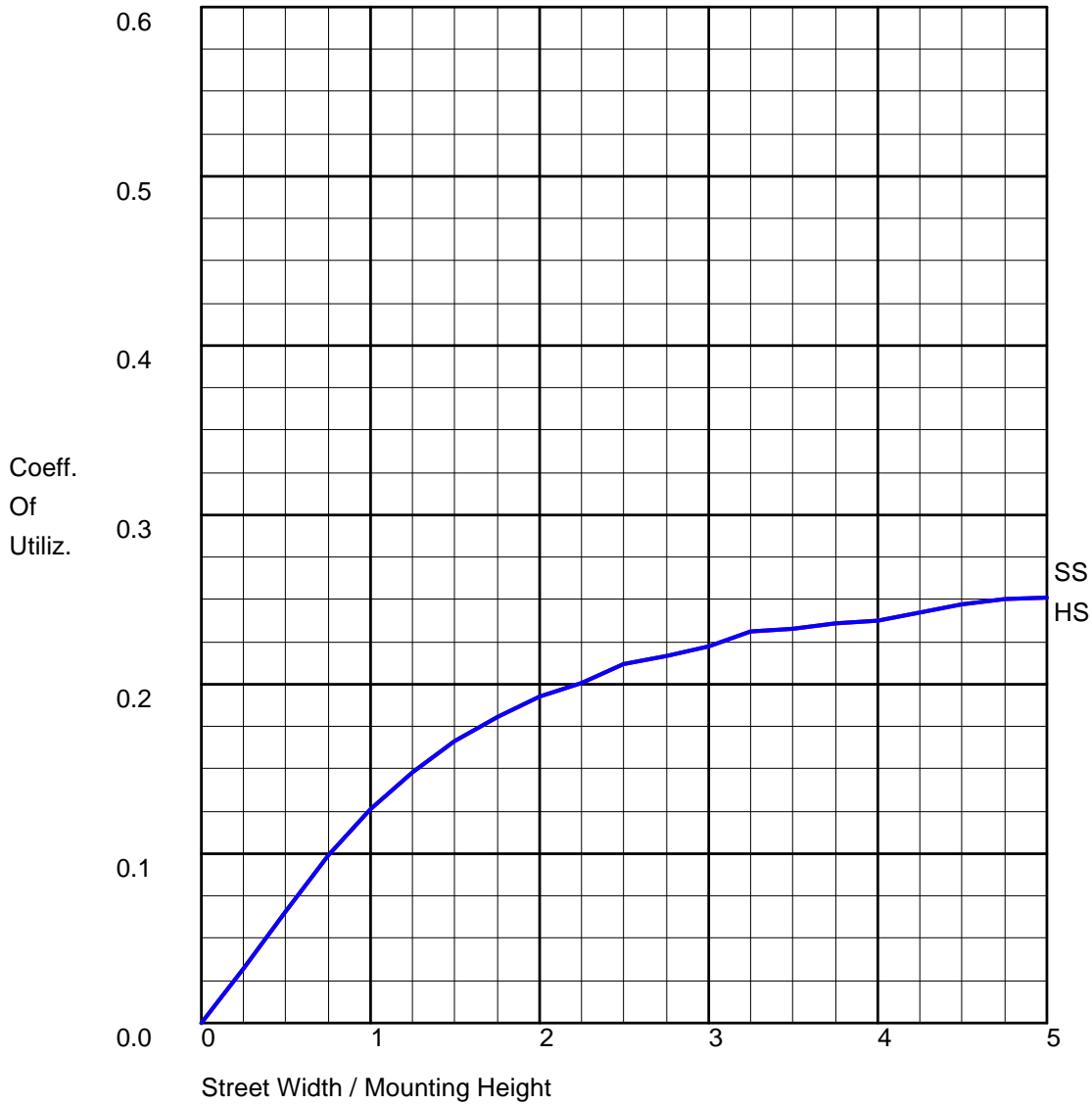
138.5	68.6
139	67.1
139.5	65.5
140	63.9
140.5	62.3
141	60.6
141.5	59
142	57.3
142.5	55.7
143	54
143.5	52.3
144	50.6
144.5	49
145	47.3
145.5	45.7
146	44.1
146.5	42.4
147	40.9
147.5	39.3
148	37.8
148.5	36.3
149	34.8
149.5	33.3
150	32
150.5	30.6
151	29.2
151.5	27.9
152	26.6
152.5	25.3
153	24.1
153.5	22.8
154	21.6
154.5	20.4
155	19.2
155.5	18.1
156	16.9
156.5	15.8
157	14.7
157.5	13.6
158	12.5
158.5	11.4
159	10.4
159.5	9.5
160	8.5
160.5	7.6
161	6.7
161.5	5.9
162	5
162.5	4.3
163	3.6
163.5	3
164	2.4
164.5	1.9
165	1.5
165.5	1.1
166	0.7

IES ROAD REPORT
PHOTOMETRIC FILENAME : AGB2-250HPS.IES

CANDELA TABULATION - (Cont.)

166.5	0.4
167	0.1
167.5	0.1
168	0
168.5	0
169	0
169.5	0
170	0
170.5	0
171	0
171.5	0
172	0
172.5	0
173	0
173.5	0
174	0
174.5	0
175	0
175.5	0
176	0
176.5	0
177	0
177.5	0
178	0
178.5	0
179	0
179.5	0
180	0

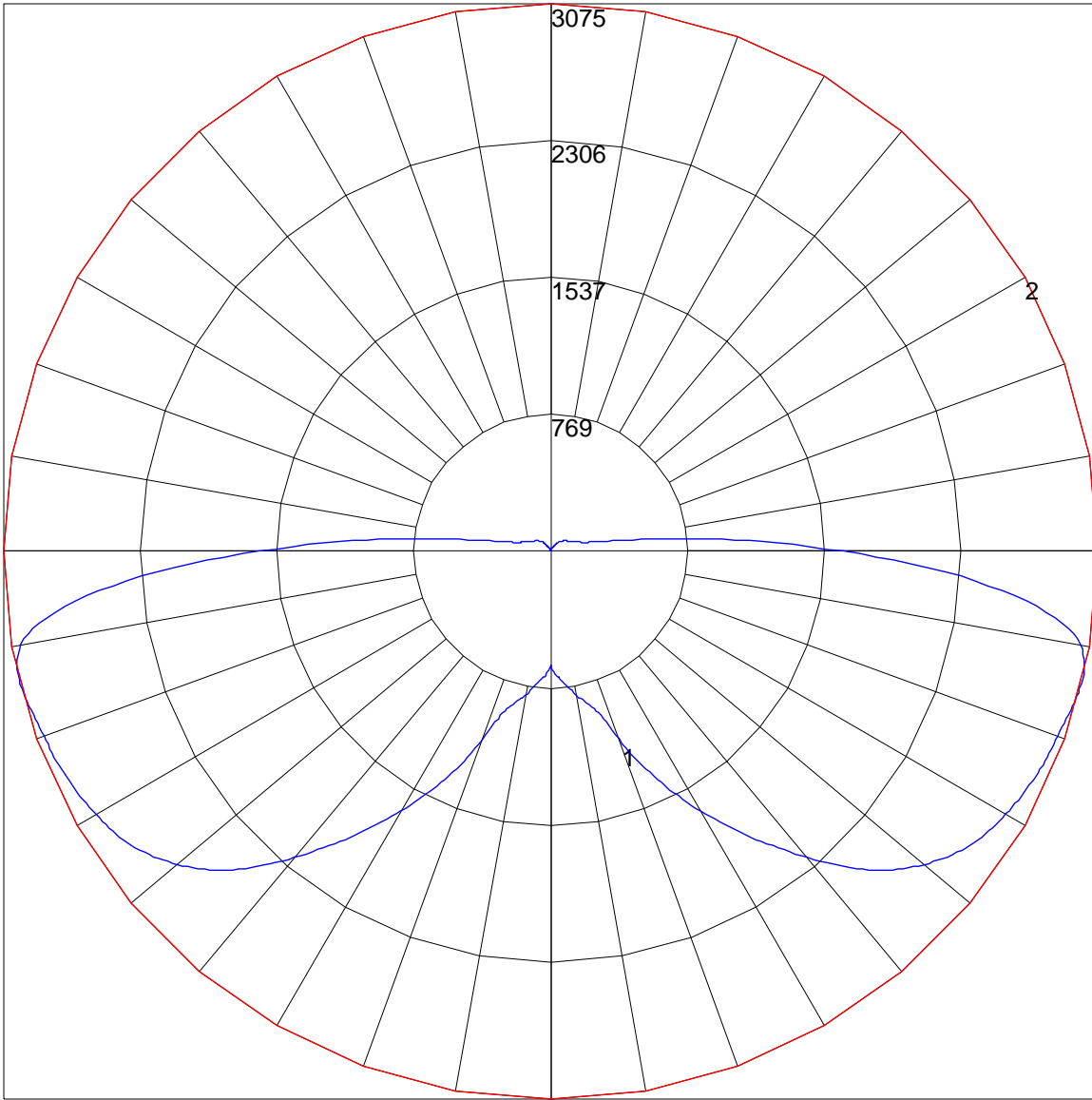
COEFFICIENTS OF UTILIZATION



FLUX DISTRIBUTION

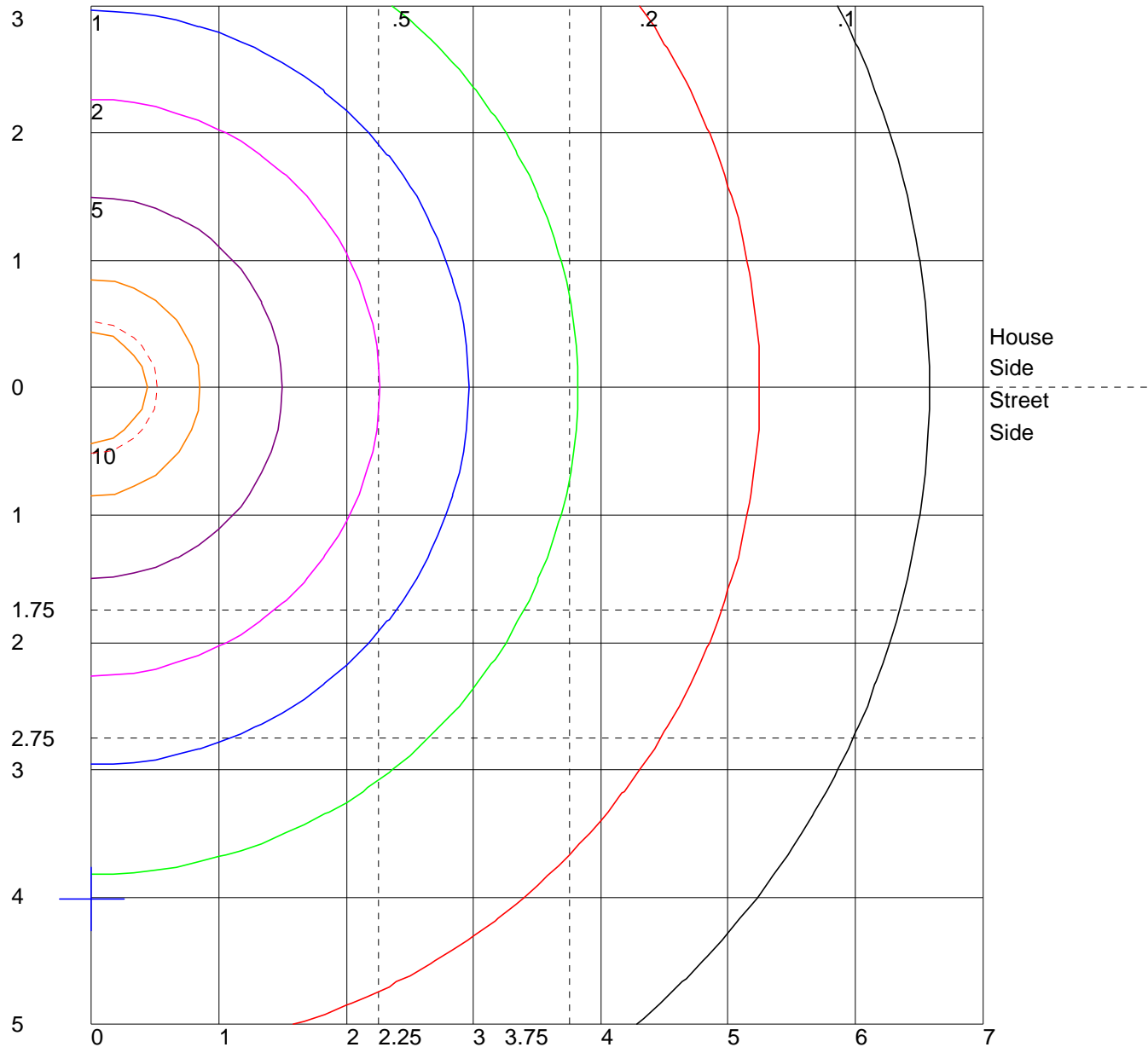
	Lumens	Percent Of Lamp
Downward Street Side	7836.3	28.5
Downward House Side	7836.3	28.5
Downward Total	15672.6	57.0
Upward Street Side	747.6	2.7
Upward House Side	747.6	2.7
Upward Total	1495.2	5.4
Total Flux	17167.8	62.4

POLAR GRAPH



Maximum Candela = 3074.6 Located At Horizontal Angle = 0, Vertical Angle = 76
1 - Vertical Plane Through Horizontal Angles (0 - 180) (Through Max. Cd.)
2 - Horizontal Cone Through Vertical Angle (76) (Through Max. Cd.)

ISOFOOTCANDLE LINES OF HORIZONTAL ILLUMINANCE



Distance In Units Of Mounting Height
 Values Based On 10 Foot Mounting Height
 1/2 Maximum Candela Trace Shown As Dashed Curve
 (+) = Maximum Candela Point