



**Brandon Industries, Inc.**  
**1601 Wilmeth Road**  
**McKinney, TX 75069**  
**(800) 247-1274**  
**[www.brandonindustries.com](http://www.brandonindustries.com)**

## IES ROAD REPORT

PHOTOMETRIC FILENAME : CMD1-100WHPS.IES

### DESCRIPTIVE INFORMATION (From Photometric File)

IESNA:LM-63-2002

[TEST] 14069

[TESTLAB] LUMINAIRE TESTING LABORATORY, INC.

[ISSUEDATE] 10-31-2008

[MANUFAC] BRANDON INDUSTRIES

[LUMCAT] 100WHPS-CMD1

[LUMINAIRE] CAST ALUMINUM HOUSING, SPUN SEMI-SPECULAR ALUMINUM BASE,

[MORE] CLEAR PRISMATIC PLASTIC REFRACTOR WITH SPUN SEMI-SPECULAR

[MORE] ALUMINUM TOP REFLECTOR.

[LAMP] ONE CLEAR VBD S54 100 WATT B17 HPS LAMP RATED AT 9500 LUMENS

[LAMPCAT] PHILIPS CS100S54/M

### CHARACTERISTICS

IES Classification	Type IV
Longitudinal Classification	Long
Cutoff Classification	Non-Cutoff
Total Rated Lamp Lumens	9500
Maximum Candela	7080.6
Maximum Candela Angle	80.6H 80V
Maximum Candela At 90 Degrees Vertical	1621 (17.06% Lamp Lms)
Maximum Candela At 80 Degrees Vertical	7080.6 (74.53% Lamp Lms)
Downward Total Efficiency	66.4%

**IES ROAD REPORT**  
**PHOTOMETRIC FILENAME : CMD1-100WHPS.IES**

**CANDELA TABULATION**

Vert. Angles	Horizontal Angles									
	<u>0</u>	<u>5</u>	<u>15</u>	<u>25</u>	<u>35</u>	<u>45</u>	<u>55</u>	<u>65</u>	<u>75</u>	<u>80.6</u>
<b>0</b>	269.9	269.9	269.9	269.9	269.9	269.9	269.9	269.9	269.9	269.9
<b>0.5</b>	303.2	301.5	297.5	293.6	288.3	277.5	273.6	272.9	275	275.4
<b>1</b>	314.6	311.4	307.9	301.8	295.4	287.2	281.5	280.8	281.5	281.8
<b>1.5</b>	321.8	319.3	315	307.9	299	292.5	287.5	286.1	286.5	286.5
<b>2</b>	322.5	320.4	316.1	308.6	299.3	294.7	290.7	289.7	290	290
<b>2.5</b>	318.2	317.9	315	309.3	300.7	297.2	294.3	291.8	291.8	292.5
<b>3</b>	317.5	315.4	314.6	310	303.2	301.8	300.4	296.8	295	295.4
<b>3.5</b>	314.6	314.6	315.4	312.5	307.5	307.5	307.1	303.6	301.1	299.7
<b>4</b>	315.4	315.7	317.9	317.1	314.6	313.9	311.1	307.1	304.3	303.2
<b>4.5</b>	321.8	321.1	324.6	325.4	322.1	317.9	313.9	307.9	303.6	302.2
<b>5</b>	327.5	327.5	329.6	328.6	324.3	318.6	314.6	308.6	301.8	298.6
<b>5.5</b>	336.8	336	335	332.1	328.6	323.6	318.2	308.6	301.1	297.2
<b>6</b>	346.8	345	341	336	333.5	328.9	323.2	313.6	303.9	298.6
<b>6.5</b>	356	352.5	345.3	340.3	338.5	335	331	321.4	309.3	302.9
<b>7</b>	360.3	356	346.8	341.8	338.5	337.1	332.8	325	312.5	305.4
<b>7.5</b>	363.2	357.8	348.2	342.8	342.8	341	335	327.8	316.8	308.9
<b>8</b>	361	358.9	350	345.3	343.9	343.5	338.9	329.3	316.8	309.3
<b>8.5</b>	354.6	353.2	349.3	347.1	348.5	351.8	348.9	339.3	322.9	312.5
<b>9</b>	353.2	353.5	355.3	357.5	365.7	370.3	368.5	359.2	338.9	325.4
<b>9.5</b>	358.9	361.4	367.1	372.8	381	386.7	384.9	372.1	351.8	338.2
<b>10</b>	366	366.7	375.3	383.1	388.5	392.8	392.4	378.9	356	343.2
<b>10.5</b>	370.3	371.7	378.5	385.3	388.1	393.1	387.8	374.2	355.3	343.5
<b>11</b>	371.7	371.4	376.7	382.4	382.8	386	376.7	364.6	348.5	339.6
<b>11.5</b>	366	366	370.6	375.3	377.4	377.1	368.5	358.9	343.9	335
<b>12</b>	361	360.3	365.3	369.9	374.9	372.8	365.3	356.4	343.2	332.5
<b>12.5</b>	354.6	354.6	359.6	365.3	370.6	368.5	362.5	353.2	339.6	328.9
<b>13</b>	349.6	348.2	352.5	360.7	365	363.5	359.2	350.7	336.8	326.1
<b>13.5</b>	343.2	342.1	345.3	356	361.4	360.3	355.3	347.8	333.5	322.9
<b>14</b>	338.2	337.5	340	351.8	358.2	357.5	353.5	347.8	332.1	321.1
<b>14.5</b>	333.2	331.8	335.3	348.5	355.7	356.7	355	350.3	331.8	320
<b>15</b>	329.6	329.3	332.1	346	355	359.6	357.8	353.5	333.2	320
<b>15.5</b>	327.5	326.1	330.3	344.3	354.6	361.7	361.7	356	332.8	319.3
<b>16</b>	324.6	324.3	328.9	340.3	350.7	363.2	365.7	361.7	334.3	319.3
<b>16.5</b>	324.6	322.1	326.8	337.5	349.6	365.7	371.4	368.2	337.1	320
<b>17</b>	321.8	320.4	326.1	335.7	348.5	370.3	379.2	373.5	338.9	320.7
<b>17.5</b>	321.8	320.4	326.1	336.8	351.8	378.9	389.9	381.4	341.4	321.1
<b>18</b>	323.2	322.1	328.6	337.5	355	389.2	400.3	389.9	345.3	321.4
<b>18.5</b>	323.9	323.2	330.3	340	359.6	396.7	409.2	397.4	349.6	324.3
<b>19</b>	323.2	322.5	331.4	340.3	361.4	399.9	413.8	399.2	348.9	324.3
<b>19.5</b>	321.8	322.1	329.6	339.3	361.4	402.4	416	400.3	347.1	322.9
<b>20</b>	321.8	321.4	330	341.8	365.7	408.8	419.9	401	346.8	321.4
<b>20.5</b>	323.9	322.9	331.4	343.5	369.6	415.6	422.7	404.2	346.8	321.1
<b>21</b>	326.8	324.6	332.8	344.3	372.8	420.6	427.4	407.4	347.8	321.1
<b>21.5</b>	331.8	329.6	335.3	347.5	380.6	427.7	430.6	410.3	348.9	320.4
<b>22</b>	334.6	332.1	337.5	354.2	388.5	431.7	430.6	410.3	347.8	320
<b>22.5</b>	336.8	334.3	337.5	354.6	390.3	430.6	427.4	408.1	345.7	317.9
<b>23</b>	338.9	337.1	336.4	353.2	389.6	430.2	425.6	408.1	343.5	316.1
<b>23.5</b>	342.5	339.6	336.8	353.9	391.3	432	426	412.8	344.6	315
<b>24</b>	343.9	342.5	337.1	356	396	437	429.9	422.4	349.3	316.8
<b>24.5</b>	347.5	343.9	339.3	358.5	404.2	445.2	437	433.1	356	320
<b>25</b>	353.2	349.3	341	363.5	416	451.6	445.6	449.5	365	325
<b>25.5</b>	360.3	357.1	345.7	369.9	428.5	463	456.6	469.5	375.3	331
<b>26</b>	372.4	367.1	351	376.7	441.3	477.7	471.6	493.7	387.8	337.8

**IES ROAD REPORT**  
**PHOTOMETRIC FILENAME : CMD1-100WHPS.IES**

**CANDELA TABULATION - (Cont.)**

26.5	379.6	376	358.2	387.1	454.5	492.7	485.9	524	399.9	346
27	388.1	384.2	365	396	469.5	510.5	503.4	558.7	414.5	356
27.5	397.4	395.6	374.2	406.7	488.7	531.2	523.3	592.9	430.2	365.7
28	410.3	407.4	385.6	419.9	506.9	549.7	542.3	628.6	445.6	375.3
28.5	416	416	393.5	428.8	515.8	561.5	556.2	660.7	458.4	384.2
29	425.2	423.5	398.8	431.7	524	573.3	566.5	685.7	469.8	390.6
29.5	435.2	434.9	407	438.8	537.3	591.1	591.1	728.1	488.4	401.7
30	454.5	455.6	424.9	457	579.7	624.3	618.6	772.7	510.1	411.3
30.5	475.9	475.2	442.7	469.5	603.6	628.9	609	783.4	508.7	412
31	492.3	494.1	454.1	473	609.7	636.8	615.4	814.8	528.7	418.1
31.5	505.1	509.4	467.3	488.4	639.3	660.7	638.6	860.5	556.5	432.4
32	515.8	520.8	478.4	496.6	655	673.9	659.3	900.1	578.3	441.6
32.5	526.5	530.5	485.5	502.3	661.4	677.1	669.2	932.2	595.8	448.4
33	526.5	533.7	485.9	501.6	653.5	666	664.6	950.7	606.1	451.6
33.5	518.7	524	479.1	493.7	631.4	647.1	663.2	967.5	615	453.8
34	500.1	506.2	461.3	477	599.7	629.3	660.3	980.3	626.8	458.8
34.5	490.2	493.7	451.3	471.6	602.9	635	673.2	1009.9	648.2	470.5
35	490.9	494.4	454.8	474.5	621.1	651	692.4	1054.5	677.1	486.6
35.5	500.1	505.9	465.5	482	641.8	671.7	713.8	1105.2	716	507.6
36	513	518.7	474.8	489.1	658.2	687.8	733.8	1148.3	752.4	526.5
36.5	522.3	530.5	483.4	495.2	674.2	699.2	737	1179.7	778	538
37	530.1	536.9	489.8	499.1	687.8	699.6	728.1	1196.2	797.7	545.8
37.5	531.5	538	491.9	495.2	682.4	682.8	696	1179.7	803	545.5
38	523	525.1	482	482.3	653.2	649.6	659.6	1145.5	796.6	538
38.5	506.6	507.3	466.6	466.3	618.2	620	625.7	1097	787	530.1
39	495.9	493.7	456.3	458	612.2	610.7	616.5	1060.2	788	528.7
39.5	486.6	485.5	452.4	451.3	604.7	601.1	602.5	1024.9	795.2	539
40	481.6	480.2	447.7	445.9	596.5	597.9	599.7	1001.7	810.2	550.1
40.5	485.2	482	450.2	448.4	609	617.2	623.2	1011.7	834.1	566.2
41	498.7	495.5	463	458	638.6	648.2	659.6	1037	879.4	592.9
41.5	526.5	520.5	485.5	477	690.3	698.1	712.4	1085.2	950.4	631.1
42	565.1	557.2	518.3	505.1	755.2	754.5	761.6	1138.7	1039.2	673.9
42.5	604.3	595.8	555.1	536.2	824.1	807.3	803	1181.2	1132.3	719.9
43	638.6	634.3	592.9	562.9	867.2	844	831.9	1219.3	1222.6	765.9
43.5	658.5	660.3	616.5	584.3	896.8	871.5	859.4	1249.7	1310.7	803.7
44	675	681.4	637.8	602.5	926.5	904.7	886.1	1282.1	1405.2	846.9
44.5	690.7	706.3	664.3	622.9	966.4	947.2	923.6	1334.6	1535.1	900.8
45	706.3	727.8	687.8	643.9	996.7	982.1	948.9	1369.2	1662.1	954.6
45.5	719.2	748.1	703.5	662.5	1017.4	1006.7	970.3	1390.6	1788	1001.4
46	729.2	755.9	711	670.7	1016.7	1006	969.6	1382.7	1888.6	1033.1
46.5	727.8	755.2	707.4	669.6	997.5	999.6	967.1	1368.1	1967.4	1058.8
47	719.2	744.2	696.7	662.5	983.5	994.2	963.9	1356	2034.5	1080.6
47.5	707.8	727.4	682.4	648.5	963.6	981.8	956.4	1336.3	2080.1	1105.9
48	696.4	714.5	674.2	645	969.6	991.7	970	1339.9	2135.1	1141.2
48.5	692.1	707.1	672.5	643.2	969.6	980.3	954.3	1318.9	2188.2	1177.6
49	677.8	692.4	657.5	627.2	931.8	932.9	901.8	1243.9	2209.3	1194.4
49.5	656.4	666	632.1	602.2	881.2	879	844.4	1161.6	2206.8	1208.6
50	627.9	636.1	603.6	576.8	833.3	833	805.2	1108.4	2205.4	1230
50.5	601.5	606.5	578.6	550.8	795.5	800.5	773.1	1059.9	2187.5	1255.4
51	580.1	582.6	557.6	530.1	767	775.2	752.7	1030.3	2152.6	1277.1
51.5	567.2	568.6	544.7	516.9	753.8	758.8	739.5	1007.4	2109.8	1277.5
52	562.2	561.5	536.5	506.2	736.7	738.1	721.3	979.6	2057.7	1267.8
52.5	559.4	558.7	530.5	498.4	724.9	734.5	718.1	965	2002	1259.7
53	558.7	558.3	530.5	496.9	724.9	739.2	719.5	949.6	1934.3	1250.7
53.5	560.1	562.2	535.5	499.1	733.1	751.3	727.4	946.1	1875.7	1232.9
54	573.6	576.1	552.2	514.4	770.6	792.3	762.3	976.8	1854.3	1225.1

**IES ROAD REPORT**  
**PHOTOMETRIC FILENAME : CMD1-100WHPS.IES**

**CANDELA TABULATION - (Cont.)**

54.5	599.3	602.5	580.1	535.8	816.6	836.6	806.6	1026	1861.1	1231.8
55	622.9	627.9	606.1	555.1	855.8	872.9	836.2	1054.5	1884.3	1250.4
55.5	645	650.7	630.7	575.1	895.4	910.4	865.8	1084.8	1922.8	1271.8
56	675.7	681	659.3	596.5	949.3	961.1	910	1138	1998.1	1306
56.5	707.8	712.8	691	617.5	988.5	993.5	941.4	1178.3	2091.6	1358.5
57	733.5	742.7	719.5	638.9	1027.8	1031.3	971.4	1211.8	2171.5	1408.8
57.5	757.7	766.3	744.2	656.8	1068.4	1064.5	1000.3	1234	2243.9	1461.9
58	766.3	777.3	754.5	660.3	1075.2	1071.7	993.5	1218.3	2283.5	1513.7
58.5	772.7	782	755.9	657.8	1074.9	1066.3	982.8	1203.6	2318.4	1561.8
59	773.4	785.5	757	659.6	1082	1073.4	985	1211.1	2342.7	1614.6
59.5	772	780.9	751.7	655	1072	1065.9	982.8	1211.5	2352.7	1667.4
60	756.3	765.2	733.5	637.8	1037.8	1041.3	961.8	1180.1	2337	1692.4
60.5	752.7	754.5	716.3	624.3	1020.3	1036.7	958.2	1169.4	2316.3	1708.4
61	769.8	762	723.8	633.2	1046.3	1067.4	993.5	1204.3	2319.5	1734.5
61.5	789.8	781.6	741.3	651.4	1084.1	1095.9	1021	1237.9	2365.9	1769.4
62	803.4	787.7	738.5	652.8	1082.7	1088.8	1009.2	1221.5	2379.1	1789.8
62.5	794.8	776.6	715.6	638.9	1052.7	1074.5	988.5	1199	2353.8	1807.3
63	779.8	750.9	688.5	623.6	1029.6	1054.9	974.6	1182.2	2318.4	1825.8
63.5	752.7	722.8	657.5	600.8	984.6	1019.2	933.6	1142.6	2259.6	1820.8
64	715.6	685.3	618.9	572.2	942.9	986.4	899.3	1106.3	2173.6	1795.1
64.5	695.6	663.5	596.5	555.8	926.8	966.8	885.1	1090.9	2106.2	1776.9
65	684.9	656.4	585	550.8	917.5	951.4	871.2	1080.9	2066.6	1758.7
65.5	664.3	637.1	566.2	535.5	891.8	925.7	843.7	1037.4	1981.7	1709.9
66	648.5	625	554.4	526.9	885.4	920	832.6	1011.4	1901.4	1671
66.5	642.8	625.4	558.3	531.2	897.9	932.9	840.1	1021	1864.7	1664.2
67	640.7	633.6	568.3	542.3	909.7	946.1	849.4	1041	1844.7	1667.4
67.5	625.7	631.1	570.8	543.7	905.4	956.1	854	1055.2	1822.9	1666
68	615.7	633.2	571.1	541.2	902.5	975.7	868	1091.6	1805.5	1674.9
68.5	625.7	650.7	590.8	550.1	927.9	1028.8	922.5	1195.1	1865.8	1742
69	667.8	696	636.8	581.1	992.5	1130.9	1037.8	1361.7	2022.4	1868.3
69.5	737	772	700.3	629.3	1105.9	1278.2	1196.2	1594.6	2272.8	2038.8
70	820.5	856.2	768.1	677.8	1239	1463.7	1366	1869	2628.5	2285.6
70.5	887.6	925.7	825.1	723.8	1348.5	1632.4	1491.5	2089.1	2954.5	2542.8
71	938.9	977.1	872.6	757.7	1418.4	1763.4	1582.9	2264.9	3192.8	2812.9
71.5	997.5	1033.8	919	792	1477.6	1893.6	1690.2	2473.6	3429.3	3117.6
72	1078.8	1106.6	977.5	832.6	1547.5	2053	1832.6	2740.5	3693.7	3471.1
72.5	1183.7	1202.6	1048.5	885.1	1623.2	2215.7	1999.5	3049.4	3958	3833.5
73	1290	1295.3	1121.2	931.1	1694.5	2383.7	2179	3390.1	4240.9	4204.2
73.5	1374.2	1369.2	1178.7	972.8	1758.4	2524.3	2379.1	3799.3	4536	4618.7
74	1469.1	1456.9	1243.9	1016	1811.9	2653.8	2603.9	4209.5	4868.1	5063.9
74.5	1569.7	1542.9	1310.3	1055.2	1857.6	2761.9	2841.4	4564.5	5153.1	5465.3
75	1659.6	1622.4	1372.4	1097	1896.1	2842.9	3074.4	4897.3	5387.1	5810.6
75.5	1735.2	1689.5	1420.9	1135.5	1922.8	2883.5	3302.7	5173.1	5557.7	6130.6
76	1778	1728.4	1452.3	1166.5	1930.7	2894.9	3517.8	5381.4	5649	6375
76.5	1814.4	1762.3	1476.9	1189.4	1923.9	2882.1	3695.1	5569.8	5707.5	6597.9
77	1848.6	1795.1	1505.1	1211.8	1892.9	2834.7	3843.5	5738.2	5747.8	6772.4
77.5	1872.9	1820.8	1524.3	1230.8	1847.9	2755.5	3952.3	5849.8	5721.4	6886.2
78	1895	1839	1540.4	1242.9	1801.2	2653.8	4021.5	5928.7	5679.7	6915.4
78.5	1916.4	1869.7	1560	1253.9	1766.9	2577.4	4115.4	6058.5	5731	6944.7
79	1952.1	1911.1	1580.4	1269.6	1758	2537.9	4232	6208	5846.6	7013.5
79.5	1977.8	1945.7	1597.8	1286.8	1760.5	2482.6	4314.8	6339.6	5932.6	7058.1
80	1996.3	1970.6	1610.7	1300.3	1771.6	2418	4391.8	6460.9	5979	7080.6
80.5	2009.2	1993.5	1622.8	1313.5	1771.6	2341.3	4417.5	6516.9	5970	7032.1
81	1998.5	1991.7	1619.6	1316.4	1764.4	2247.8	4389.3	6448.1	5904.8	6919
81.5	1962.1	1962.4	1597.8	1313.2	1735.2	2153.6	4292.7	6285.8	5763.5	6702.1
82	1926.4	1937.1	1578.6	1306.4	1709.1	2066.2	4169.9	6106.3	5607.2	6459.5

**IES ROAD REPORT**  
**PHOTOMETRIC FILENAME : CMD1-100WHPS.IES**

**CANDELA TABULATION - (Cont.)**

82.5	1888.6	1908.2	1560	1293.2	1677	1974.2	4004.4	5898.7	5419.6	6184.8
83	1840.1	1867.9	1531.1	1273.6	1646.4	1896.1	3822.5	5692.5	5208	5909.4
83.5	1784.4	1814.7	1495.1	1251.4	1620	1838.6	3633.4	5452.4	4990.1	5619.7
84	1733	1772.6	1461.6	1231.5	1590.3	1786.6	3437.9	5236.2	4792.1	5347.5
84.5	1673.8	1710.2	1417	1207.2	1554.7	1731.3	3239.6	5003.6	4604.8	5108.9
85	1609.6	1646.7	1371.3	1173.3	1508.3	1673.5	3038.4	4768.2	4379	4834.9
85.5	1557.5	1588.6	1321.7	1133.7	1448.7	1609.6	2850.4	4558.4	4181.4	4555.9
86	1486.9	1518.3	1263.9	1075.9	1378.4	1521.8	2631.3	4291.9	3964.4	4261.6
86.5	1394.8	1423.8	1182.2	1011.4	1305.7	1420.9	2393.7	4002.6	3702.3	3922.4
87	1303.5	1316.7	1092.7	936.8	1216.8	1315.7	2158.6	3679.1	3363	3513.5
87.5	1181.5	1201.9	993.9	860.1	1116.9	1204.3	1958.2	3368.3	3043.7	3105.4
88	1055.9	1074.9	890.4	771.6	1007.4	1084.5	1750.5	3025.5	2681.3	2665.2
88.5	938.2	954.3	792.7	692.8	906.8	963.9	1540.4	2667	2319.9	2267.8
89	839	844	711.3	628.2	811.9	855.1	1346	2298.8	1968.5	1890.4
89.5	736.3	742	637.5	562.9	726	755.6	1167.3	1939.6	1640.3	1553.6
90	657.1	660.7	575.8	516.9	664.6	676.7	1017.8	1621	1349.6	1275
90.5	600	601.8	540.1	491.9	630.7	616.5	894.7	1363.1	1117.3	1065.9
91	557.9	561.5	514.4	480.9	614.3	566.5	792.7	1154.4	935	902.2
91.5	523.7	526.2	490.2	471.6	600	525.1	711.7	981.8	798.4	783.4
92	492.3	495.5	465.2	459.1	578.6	489.8	648.5	851.9	696	694.9
92.5	461.6	463	437.4	439.1	545.5	460.9	596.8	756.3	620	631.1
93	425.2	426.3	403.5	411.3	497.6	428.1	552.6	682.4	564	577.2
93.5	384.6	386.7	365	375.3	447.4	397	514.8	625.7	521.2	539
94	345.3	347.1	329.3	337.8	393.8	368.5	481.2	576.8	485.5	507.3
94.5	313.9	315	299	301.8	351.4	343.2	450.9	537.3	457	480.2
95	293.2	291.1	274.7	273.3	318.9	318.6	425.2	505.9	432	456.3
95.5	269.7	269.7	251.9	249.4	292.5	295.4	402.4	477.7	411	433.8
96	255.4	254	235.1	230.1	270	276.1	380.6	454.8	389.6	411.7
96.5	244	242.6	223.7	217.3	253.3	260.4	360.3	432.4	369.6	392.4
97	232.6	230.8	212.6	205.1	238.3	245.8	340.7	408.8	350.7	373.9
97.5	221.2	219.8	201.9	194.1	225.1	233.3	322.5	386.4	336	358.9
98	208.3	206.9	190.5	182.6	212.6	223.3	305	368.2	325.4	346.8
98.5	199.1	198	182.3	174.8	202.6	213.3	289.7	351	314.6	333.9
99	191.2	190.1	175.2	167.3	194.8	205.1	276.1	336	305.4	322.1
99.5	184.1	182.6	169.1	161.3	189.4	199.1	264.3	322.1	296.5	311.8
100	176.2	175.2	162.3	155.2	183.4	191.6	250.8	308.6	286.8	300.7
100.5	169.1	167.3	156.3	150.5	177.3	183.7	238.7	296.5	278.6	291.5
101	162	160.5	150.5	145.9	171.2	175.5	226.2	285.4	270.8	284
101.5	156.3	154.8	145.6	142.3	166.2	169.8	216.5	276.8	263.6	277.2
102	150.5	149.1	141.3	138.8	160.5	163	205.8	267.2	257.6	271.1
102.5	145.6	144.1	137	135.9	155.2	158	197.3	259.4	253.3	265.8
103	141.3	139.8	133.1	133.4	149.8	152	190.1	252.2	247.2	258.3
103.5	137.7	136.6	130.2	130.6	145.2	146.6	183.7	245.4	242.2	251.9
104	134.9	133.8	127.7	128.4	140.9	143.4	178.7	239	236.2	246.5
104.5	133.4	131.6	125.9	126.3	137.7	140.2	174.4	234.4	231.9	241.9
105	132	129.5	124.9	124.5	134.9	137.7	171.6	230.8	229.4	238.3
105.5	129.9	127.7	123.8	122.7	131.6	135.6	167.7	228.3	226.9	234
106	128.4	127	122.7	120.6	129.1	133.8	165.5	225.5	226.2	230.8
106.5	127.7	125.6	121.3	118.8	127	132.7	163	223.7	223.3	227.6
107	127	125.2	120.6	117.7	125.2	132.4	160.9	223.7	222.3	224.8
107.5	127	124.9	119.9	116.3	124.5	132.4	159.8	222.6	220.5	220.1
108	126.3	124.5	118.4	114.9	123.8	131.6	159.1	222.6	219.4	216.5
108.5	125.6	123.4	117.7	114.2	122.7	130.9	157.7	221.5	218	213.7
109	124.2	122	116.3	112.7	121.3	130.9	156.6	221.2	216.5	210.5
109.5	122.7	120.2	115.2	111.3	119.9	130.2	155.5	218.7	214.4	206.6
110	121.3	119.2	113.1	109.5	118.8	128.8	153.4	217.3	213	203.3

**IES ROAD REPORT**  
**PHOTOMETRIC FILENAME : CMD1-100WHPS.IES**

**CANDELA TABULATION - (Cont.)**

110.5	119.2	116.7	110.9	108.4	116.7	127.7	151.6	217.3	211.9	199.8
111	117	114.2	109.2	106.7	114.2	125.9	149.8	216.5	211.6	196.6
111.5	114.9	112	107	105.2	112.4	124.5	147.7	217.6	211.6	193.4
112	112.7	110.2	105.6	103.8	110.9	123.1	146.6	216.5	210.1	190.5
112.5	110.6	108.4	104.2	102.4	109.5	121.7	145.2	215.1	206.9	187.6
113	109.2	106.3	102.7	101.3	107.7	119.9	143.8	212.6	202.6	184.4
113.5	107.7	104.5	101.3	100.2	106.3	118.1	142.3	210.8	200.5	181.6
114	105.6	103.4	100.6	99.2	104.5	117	142	209.1	198.7	180.5
114.5	104.9	102.4	99.5	99.2	103.8	116.3	142	209.8	198.4	179.8
115	102.7	101.7	99.2	98.5	103.1	115.9	142.3	212.3	201.2	179.8
115.5	102.7	100.6	98.5	98.5	103.1	115.6	142.3	216.9	204.8	180.5
116	102	100.2	98.5	98.5	103.1	115.6	143.1	222.3	210.5	180.9
116.5	101.3	99.9	98.5	98.5	102.7	115.6	144.1	229	216.2	181.2
117	102	100.6	98.5	98.1	103.1	115.6	144.8	235.4	221.2	180.9
117.5	102.7	101.3	98.8	98.1	103.1	115.2	145.6	240.4	224.8	180.1
118	103.4	101.3	98.8	97.8	102.7	114.9	144.8	243.6	227.6	179.1
118.5	102.7	100.6	98.8	96.7	102	113.8	143.8	245.4	229	177.7
119	101.3	99.5	98.5	96	101.3	112.4	142	243.6	228.3	175.5
119.5	99.9	98.1	96.3	93.8	99.9	111.7	140.6	242.2	228.7	173
120	97.8	95.6	94.5	92.8	99.2	110.6	138.8	240.4	228	170.5
120.5	96.3	94.5	93.5	91.3	98.1	109.5	136.3	234.4	228	168.4
121	94.9	92.8	92	89.9	97.4	107.4	133.4	234.4	226.5	166.2
121.5	92.8	91	90.3	88.1	95.6	104.9	130.9	230.1	224	163
122	90.6	88.8	88.5	86	93.5	103.4	127.7	229	221.9	159.5
122.5	88.5	86.3	86.3	83.8	92.4	101.7	124.9	226.2	216.2	155.9
123	86.3	84.6	84.9	82.1	91	99.5	121.3	221.9	211.2	151.6
123.5	84.2	82.1	82.4	79.2	88.8	97	116.7	218.7	208	147.3
124	81.3	79.9	79.6	77.1	86.3	94.9	112.7	209.1	201.2	142.3
124.5	79.2	77.8	77.8	75.3	83.8	93.1	108.4	200.1	192.3	135.9
125	76.3	74.9	75.6	73.1	82.1	90.6	104.5	194.1	188.4	132.4
125.5	73.5	72.1	72.4	71	79.9	88.1	101	185.9	181.9	128.1
126	71.3	70.3	70.3	68.8	78.5	86.7	98.1	179.4	176.6	123.8
126.5	70.6	68.8	69.6	67.8	77.1	85.6	96	173.7	172.3	120.2
127	68.5	67.4	68.1	66.3	76	84.2	93.8	168.7	168.7	117
127.5	67.8	66.3	66.7	64.9	74.9	83.5	92.8	164.5	165.2	114.2
128	67.1	65.6	66	63.9	73.5	83.1	91	160.9	161.3	111.3
128.5	66.3	64.9	64.9	63.5	72.8	81.3	89.5	159.1	159.5	109.2
129	65.6	63.9	64.2	62.4	71.3	79.6	89.2	157.3	156.6	107
129.5	64.2	63.1	63.5	61.7	69.6	78.5	88.1	156.3	154.1	105.2
130	64.2	62.8	63.1	61	67.8	77.8	88.1	153.8	150.2	102.4
130.5	64.2	62.8	62.8	60.3	66.7	76.7	87.8	152.7	147	100.2
131	64.2	62.4	62.4	59.9	65.6	76	87.4	150.9	143.4	98.1
131.5	63.5	62.1	62.1	59.2	64.2	74.9	87	149.5	139.8	96.3
132	63.5	61.4	60.7	58.5	63.5	74.2	86.3	148.8	136.6	94.5
132.5	62.8	61	59.9	57.8	62.8	73.5	86.3	147.3	133.4	93.1
133	62.8	60.7	59.6	57.1	62.1	72.8	85.6	147.3	132	92
133.5	62.1	60.3	59.2	57.1	61.7	72.4	86	147	129.5	90.3
134	61.4	59.9	59.2	56.7	61.4	72.4	86	148.1	128.1	89.9
134.5	61.4	59.9	58.9	56.7	61.4	72.4	86.7	149.1	125.9	88.8
135	62.1	60.3	59.2	56.4	61.4	72.8	86.7	150.5	124.2	88.5
135.5	62.1	60.3	58.9	56.4	61.4	72.8	87	152.3	122.7	87.8
136	62.1	60.3	59.2	56.7	61	73.1	87.4	152.7	121.7	87.4
136.5	62.8	60.3	59.2	56.7	61	73.5	88.8	154.1	120.6	86.7
137	62.8	60.3	59.2	56.7	60.7	73.5	89.9	154.5	120.2	86.7
137.5	62.8	61	59.2	56.7	60.7	73.8	91	154.5	119.5	87
138	62.8	61	59.2	56.7	61	74.2	92	154.5	119.2	86.7

**IES ROAD REPORT**  
**PHOTOMETRIC FILENAME : CMD1-100WHPS.IES**

**CANDELA TABULATION - (Cont.)**

138.5	62.8	61	59.2	56.7	60.7	74.2	93.5	155.2	118.8	86.7
139	63.5	61.4	59.2	56.7	60.7	74.6	94.9	155.2	118.4	87
139.5	64.2	61.7	59.2	56.4	60.3	75.3	96	155.2	117.7	86.7
140	64.2	61.7	59.2	55.7	59.9	75.6	96.7	155.2	117.4	86.3
140.5	63.5	62.1	58.9	55.7	59.9	75.6	97.4	154.1	116.3	86.3
141	63.5	61.7	58.5	55.7	59.2	75.6	97.8	153	115.2	85.6
141.5	63.5	61.4	58.2	54.9	58.9	75.3	97.8	152.7	113.8	84.9
142	63.5	61.4	57.8	54.9	58.2	74.9	97.8	152	112.4	83.8
142.5	62.8	60.7	57.4	53.9	57.4	74.6	97.8	152	111.3	83.1
143	62.1	60.3	57.1	53.5	57.1	73.8	97.8	151.3	110.2	82.1
143.5	60.7	59.6	55.7	52.8	55.7	73.8	97.8	151.3	109.2	81
144	59.9	58.9	55.3	52.4	54.9	73.1	97	149.5	108.1	79.2
144.5	59.9	57.8	54.9	51.4	54.2	72.1	96.3	147.7	106.7	77.8
145	57.8	57.1	54.2	50.7	53.9	70.3	95.3	144.8	104.2	76.3
145.5	57.1	55.7	52.8	49.9	52.1	68.5	93.1	141.3	102.4	74.9
146	55.7	54.2	51.4	48.9	50.7	67.1	91.3	137.7	100.2	72.8
146.5	54.2	52.8	50.3	47.5	49.6	64.6	88.1	133.4	98.5	70.6
147	53.5	51.4	48.9	46.4	48.5	62.1	84.6	127.4	95.3	68.5
147.5	51.4	49.9	47.8	45	47.1	59.6	81	120.6	91.7	66.3
148	50.7	48.5	46.7	44.6	45.7	57.1	77.1	114.2	88.1	64.6
148.5	49.2	47.8	45.7	43.2	44.2	54.6	73.5	106.7	84.6	62.8
149	48.5	47.1	43.9	41.4	42.8	51.7	70.3	100.6	81	61.4
149.5	47.1	45.7	42.5	40	41	49.9	67.4	94.2	77.4	59.6
150	45	43.9	40.3	38.2	39.2	47.8	63.9	89.5	74.2	57.4
150.5	43.5	42.1	38.9	36.7	37.5	46	61.7	84.2	70.6	55.7
151	41.4	40.7	37.5	35	36.4	44.2	59.2	79.6	67.1	53.9
151.5	40	38.5	35.7	33.9	35.7	42.8	57.1	74.9	63.9	52.4
152	38.5	37.1	34.3	32.5	34.3	41.7	54.9	71	61.4	50.7
152.5	37.1	36	33.2	31.8	33.5	40.3	53.9	67.4	58.5	49.6
153	35.7	35	31.8	30.3	32.5	39.6	52.1	64.2	56.4	48.2
153.5	33.5	32.8	30.3	29.3	31.4	38.9	50.3	61.4	54.6	46.7
154	32.1	31.4	29.3	28.5	30.7	38.2	48.5	58.2	52.4	45
154.5	31.4	30.3	28.5	27.5	29.6	37.1	47.5	56	50.3	43.5
155	30	29.3	27.1	26.8	29.3	36	46	54.2	48.2	41.7
155.5	28.5	27.8	26.4	26	28.2	35	44.2	51.7	46	40
156	27.8	27.1	25.7	25.7	27.8	34.3	43.2	49.6	43.9	38.2
156.5	26.4	25.7	25	25	27.1	32.8	42.5	47.8	42.1	36.7
157	25.7	25.3	24.3	24.3	26	31.8	41	45.3	40.3	35
157.5	25.7	24.6	23.5	23.5	25.3	31	39.6	43.2	38.5	33.5
158	25	24.3	23.5	23.2	24.6	30	37.8	41.4	37.1	32.1
158.5	25	23.9	23.5	22.5	23.9	28.9	36	39.2	35.3	30.7
159	24.3	23.2	22.5	21.8	22.8	27.5	34.6	37.1	33.9	29.3
159.5	23.5	22.5	21.4	20.7	21.8	26	32.5	35.7	32.5	28.2
160	22.1	21.4	20.3	20	20.7	24.3	30.3	33.2	30.7	26
160.5	21.4	20.3	19.3	18.5	19.3	23.2	28.9	31.4	28.5	25
161	20	19.3	18.2	17.5	17.8	22.1	26.8	28.9	26.8	23.2
161.5	18.5	17.5	16.8	16.4	17.1	20.7	25	27.1	25	21.8
162	17.1	16.4	15.7	15	16	19.3	23.2	25.3	23.5	20.7
162.5	15.7	15.3	14.3	14.3	15	18.2	21.8	23.9	22.1	19.6
163	15	14.3	13.6	12.8	13.9	16.8	20.3	22.1	20	17.5
163.5	14.3	13.6	12.8	12.1	13.2	15.7	18.9	20.3	18.2	16.4
164	12.8	12.8	11.4	11.1	12.1	14.6	17.5	18.5	16.8	15
164.5	12.1	12.1	11.4	10.4	11.1	13.6	16	16.8	15.7	13.9
165	12.1	11.4	10	9.3	10.7	12.1	14.6	15.3	13.9	12.5
165.5	10.7	10.4	9.3	8.6	9.3	11.4	13.2	13.9	12.8	11.4
166	10	9.3	8.6	7.8	8.2	10.4	12.1	12.1	11.4	10

**IES ROAD REPORT**  
**PHOTOMETRIC FILENAME : CMD1-100WHPS.IES**

**CANDELA TABULATION - (Cont.)**

166.5	9.3	8.6	7.1	6.8	7.1	9.3	11.1	10.7	10	8.9
167	7.8	7.8	6.4	5.7	6.1	7.8	9.3	9.6	8.9	7.8
167.5	7.1	6.8	5.7	5	4.6	6.4	7.8	8.2	7.5	6.4
168	6.4	5.7	4.6	3.9	3.6	5	6.4	6.8	6.1	5.7
168.5	5	5	3.9	2.8	2.8	3.6	5.3	5.3	5.3	4.3
169	4.3	4.3	2.8	2.5	1.4	2.5	4.3	4.6	3.9	3.6
169.5	3.6	3.2	2.1	1.4	0.7	1.1	2.8	3.2	2.8	2.5
170	2.8	2.8	1.4	0.7	0	0.4	1.4	2.5	1.8	1.4
170.5	2.8	2.1	0.7	0	0	0.4	0.7	1.1	0.4	0
171	1.4	1.4	0	0	0	0	0	0	0	0
171.5	0.7	0.4	0	0	0	0	0	0	0	0
172	0.7	0	0	0	0	0	0	0	0	0
172.5	0.7	0	0	0	0	0	0	0	0	0
173	0	0	0	0	0	0	0	0	0	0
173.5	0	0	0	0	0	0	0	0	0	0
174	0	0	0	0	0	0	0	0	0	0
174.5	0	0	0	0	0	0	0	0	0	0
175	0	0	0	0	0	0	0	0	0	0
175.5	0	0	0	0	0	0	0	0	0	0
176	0	0	0	0	0	0	0	0	0	0
176.5	0	0	0	0	0	0	0	0	0	0
177	0	0	0	0	0	0	0	0	0	0
177.5	0	0	0	0	0	0	0	0	0	0
178	0	0	0	0	0	0	0	0	0	0
178.5	0	0	0	0	0	0	0	0	0	0
179	0	0	0	0	0	0	0	0	0	0
179.5	0	0	0	0	0	0	0	0	0	0
180	0	0	0	0	0	0	0	0	0	0

**Vert. Angles**      **Horizontal Angles**

	<u>85</u>	<u>90</u>	<u>95</u>	<u>105</u>	<u>115</u>	<u>125</u>	<u>135</u>	<u>145</u>	<u>155</u>	<u>165</u>
0	269.9	269.9	269.9	269.9	269.9	269.9	269.9	269.9	269.9	269.9
0.5	275.8	276.5	276.1	275.8	277.9	278.3	274.3	265.8	257.2	250.8
1	282.9	282.9	280.8	278.6	280.4	280.8	275.4	266.5	258.6	251.9
1.5	286.5	286.1	284.3	282.2	284	282.9	277.5	268.6	261.5	255.1
2	290.4	289.7	289	285.4	284.7	284.7	279	270	264.3	257.9
2.5	292.5	292.5	291.8	288.3	286.5	285.8	279.3	272.2	266.8	261.9
3	294.7	294.3	292.9	289.7	287.5	286.5	280.4	274	269.7	264
3.5	298.2	296.8	295.7	291.1	289	286.5	281.5	276.1	271.5	267.2
4	301.5	300	298.6	292.5	289.7	286.8	282.5	277.2	272.9	267.6
4.5	300.7	299.7	297.5	293.2	289	285.8	281.5	277.2	272.2	268.6
5	297.5	296.5	296.1	293.2	289.3	284.3	281.1	276.8	272.5	267.6
5.5	295.4	294.3	294	292.5	288.3	284.3	281.1	277.2	273.3	269.3
6	295.7	293.6	292.2	291.8	288.6	284.7	282.2	279.3	275.4	271.1
6.5	299.7	296.1	292.5	290.7	287.2	285	283.6	281.5	277.5	273.6
7	301.5	297.2	293.2	289.3	286.8	285	285	283.3	279.3	276.1
7.5	302.9	297.5	294	289	286.1	285	286.5	285.8	282.2	278.3
8	304.3	298.6	294.7	289.3	286.1	285.8	287.9	288.3	284.7	281.8
8.5	306.4	299.7	296.5	289	287.5	287.5	290.7	291.5	287.9	285.4
9	315	305.7	299.7	291.8	289.3	289.3	293.2	295	292.5	290
9.5	327.8	315	305	293.6	290.7	291.5	296.1	297.9	296.1	294.3
10	333.9	322.5	310.7	296.1	290	292.2	296.8	299.3	299.3	297.9
10.5	335.3	326.1	315	296.8	290.7	291.5	296.8	299.7	300.4	299
11	332.1	324.6	314.6	297.5	289.7	290	295	299	300	299.7
11.5	328.2	320.4	312.5	296.5	287.5	288.3	292.9	297.5	299	298.2

**IES ROAD REPORT**  
**PHOTOMETRIC FILENAME : CMD1-100WHPS.IES**

**CANDELA TABULATION - (Cont.)**

12	324.6	315.7	308.9	294.3	285.4	285.4	290	295.4	296.8	296.5
12.5	321.1	311.8	304.7	291.8	283.3	282.5	286.8	292.2	294.7	294.3
13	317.1	308.2	300.7	289	280.8	279	284	289	291.5	290.4
13.5	314.3	305.7	296.8	285.4	276.5	275.4	280.8	284.3	287.5	286.8
14	311.8	302.2	294.3	282.2	273.6	271.5	276.8	280.8	282.5	281.5
14.5	310.7	300.4	291.5	278.6	269.3	267.9	271.8	274.7	276.8	275.8
15	310.4	299	290	275.4	265.8	264	266.5	269.3	270	270
15.5	309.6	298.2	287.9	272.9	262.6	259.7	262.2	264.3	265.4	263.6
16	309.3	297.5	286.5	269	259	255.8	257.6	260.1	259.4	258.3
16.5	308.9	296.5	285	266.8	255.1	251.1	253.3	255.1	254.7	252.9
17	309.3	295.7	283.3	264	252.2	247.9	249.4	251.5	249	249
17.5	308.9	296.1	282.5	261.9	250.1	244.7	246.1	248.3	245.8	243.6
18	308.9	296.1	282.5	260.1	247.6	241.9	244	245.1	242.6	240.4
18.5	309.3	295.4	281.5	259	245.8	239.4	241.2	242.9	239.4	237.2
19	309.6	295	280.8	257.2	242.9	236.5	239.4	240.8	237.9	234.7
19.5	308.2	293.2	279.7	255.4	240.8	234.4	237.6	239.4	236.5	233.7
20	306.4	291.8	277.9	254.4	239.7	232.9	236.2	239	236.9	232.9
20.5	305.7	289.7	276.5	252.9	237.9	231.5	236.2	240.1	237.6	234.4
21	305.7	288.3	274	250.8	236.2	230.1	236.2	241.2	239.7	235.4
21.5	305.4	287.2	272.5	249.4	234.7	229.7	237.2	244	242.2	238.7
22	303.6	285.4	270.8	247.9	233.7	228.3	238.3	247.2	246.5	241.9
22.5	302.9	283.6	268.3	245.8	231.5	228	239	251.1	250.4	246.5
23	300.4	281.1	266.1	244.4	230.1	227.6	240.4	255.4	256.5	251.1
23.5	299	279.7	264	242.6	229.7	227.6	242.6	260.4	261.9	256.9
24	299.3	277.9	262.9	242.2	230.1	228.3	245.8	266.5	268.3	263.3
24.5	299.3	277.9	262.2	242.2	231.2	230.4	249.4	272.2	275.8	269.7
25	301.8	279	262.6	243.6	233.7	232.6	254	279.3	282.9	277.2
25.5	305	280.8	264.3	245.4	235.8	235.8	259.4	286.8	291.5	284
26	309.6	283.6	266.5	247.9	238.7	239.4	265.4	295.4	299	292.2
26.5	314.6	286.8	270	250.8	241.9	243.6	271.5	304.7	308.6	299.3
27	320.4	290.7	272.9	254.7	245.4	247.2	277.2	313.9	317.1	306.8
27.5	327.1	295.7	277.5	257.9	249	251.5	284	323.6	326.8	314.3
28	333.5	300.4	281.1	262.2	252.6	255.1	290	333.2	336	322.1
28.5	340	304.3	284.3	265.1	255.1	258.3	296.1	343.9	346.4	329.6
29	343.9	307.5	287.2	267.2	256.9	259.7	302.5	354.6	356.4	338.2
29.5	349.6	311.8	289.7	268.6	258.6	261.1	307.5	365.7	367.4	346.4
30	355.7	313.6	290.7	269.7	259.4	263.3	312.5	376.4	377.8	355
30.5	356.4	315.4	292.5	272.2	262.2	266.5	318.9	386.7	387.8	363.9
31	361	317.1	294.7	274.3	265.4	271.5	325.7	397	399.2	371.7
31.5	367.1	321.4	296.8	278.3	269.7	275.8	332.8	408.8	409.9	380.6
32	373.5	326.1	300.7	282.2	272.2	278.3	340.7	422.7	423.5	390.3
32.5	377.1	328.9	304.3	285.4	273.3	280.4	348.2	435.9	435.6	399.5
33	379.9	330.7	307.1	286.8	274.3	283.3	353.5	447	445.6	407.8
33.5	381.4	333.2	310	289.3	276.5	284	359.6	459.8	456.6	416.3
34	384.6	335.3	312.5	292.9	279	286.8	367.1	472.7	468.8	425.2
34.5	390.6	340.3	317.1	297.5	282.9	291.5	374.6	486.6	481.6	433.8
35	400.6	347.8	323.6	304.7	288.6	297.9	384.9	500.5	495.2	443.4
35.5	413.8	358.5	333.2	313.6	295.7	303.9	394.9	517.3	508	453.4
36	423.8	371.7	341.8	322.1	302.9	310.4	405.6	533	523	463.4
36.5	432	379.9	350.3	330	309.3	316.4	415.3	549.4	536.2	473.4
37	438.1	381.4	357.1	335.7	314.3	320.4	423.8	564.7	549.4	482.7
37.5	438.4	382.1	362.8	338.9	316.8	321.4	430.2	579	559	490.2
38	432.4	381	364.6	340.7	317.5	319.3	435.2	591.8	569.4	495.2
38.5	427	378.9	358.2	338.2	318.9	319.3	440.6	602.2	577.6	499.8
39	424.2	377.8	354.2	337.5	323.2	320.4	447.4	615	587.2	503.7
39.5	426	376.4	354.6	337.1	328.9	322.9	455.6	627.2	596.1	508

**IES ROAD REPORT**  
**PHOTOMETRIC FILENAME : CMD1-100WHPS.IES**

**CANDELA TABULATION - (Cont.)**

40	429.2	377.1	357.5	338.9	335	326.8	464.5	640.3	602.9	513
40.5	437.7	379.9	361.4	345	341.4	334.6	475.5	653.2	611.1	516.9
41	454.5	387.8	367.8	354.2	352.8	346	487.7	670	619.7	522.6
41.5	474.8	398.5	376.7	367.4	367.8	361.7	503.7	687.4	631.8	528.7
42	500.1	411	387.8	385.3	387.1	382.1	523	712	644.3	539.4
42.5	530.8	425.6	399.9	405.6	408.1	399.9	541.9	733.5	658.2	547.6
43	560.4	442.4	413.5	424.5	425.2	417.4	560.4	757.7	670	558.3
43.5	586.5	460.5	425.2	434.9	441.6	436.3	579.3	779.8	683.5	566.2
44	610.4	473.4	435.2	444.5	457.7	458.8	598.6	801.6	694.6	574.3
44.5	639.3	488.4	447	458.8	475.2	482	620	823.4	707.1	581.5
45	657.8	504.8	460.9	475.2	492.3	506.9	641.1	841.9	721	589
45.5	675.7	519.8	474.5	492.3	508.4	529.4	658.5	861.2	730.3	596.8
46	686.4	533.7	483	507.6	521.2	545.8	673.9	872.6	738.8	598.6
46.5	692.8	543	492.3	519.4	532.6	557.2	683.2	884	739.9	600
47	695.6	546.9	498	523	539.8	567.2	692.1	889.7	741	597.9
47.5	699.2	552.6	503.7	525.5	551.2	577.2	701.3	897.2	738.8	595.4
48	710.3	565.8	515.1	534	570.1	586.8	711	902.5	739.9	590.8
48.5	720.6	579	528	546.9	588.6	592.2	719.5	905.8	739.9	586.5
49	726	590.4	543.7	558.3	601.1	598.3	726.7	905	738.5	582.2
49.5	732.7	596.8	560.8	570.1	611.5	607.2	734.2	900.8	733.8	574.7
50	749.9	611.1	583.6	583.3	626.8	629.7	741	897.2	731.3	568.3
50.5	767.3	618.6	595.8	599.7	647.1	655	748.8	892.2	730.6	564
51	793	624.7	594.3	623.9	684.6	677.8	756.7	888.6	729.9	561.9
51.5	821.6	629.3	596.8	638.6	711.7	693.2	763.4	884	728.1	559
52	845.5	627.9	599.3	632.5	733.8	696.7	769.5	877.6	722	556.9
52.5	869.7	627.9	599.7	620	744.2	699.9	778.4	872.9	716	552.6
53	882.9	625.4	596.1	606.8	733.5	694.9	787	862.6	706	545.1
53.5	894.7	616.8	597.5	597.5	711.7	695.3	791.3	848.7	693.9	534.8
54	909	609	598.6	602.5	694.9	714.9	798	834.8	679.6	522.3
54.5	933.6	605	599	615.7	698.8	748.4	811.9	823.4	666.8	512.3
55	950.4	602.2	591.5	631.1	712	768.1	828.3	810.2	652.8	501.2
55.5	958.9	601.1	582.9	648.2	733.8	773.1	845.8	794.1	635.3	489.1
56	957.1	604.7	579	666.4	758.8	770.6	861.2	778.4	616.1	473.8
56.5	960.7	615.7	574.7	684.2	776.3	768.1	878.3	757	594	457
57	968.9	625.7	568.6	700.6	794.8	765.2	889	736.3	571.1	440.6
57.5	984.3	633.2	562.6	704.9	805.2	763.8	887.9	714.5	551.5	425.6
58	1001	641.1	560.1	699.6	789.8	757.4	874	692.4	531.2	411.7
58.5	1012.8	648.9	552.6	687.4	754.5	743.8	852.3	666.4	512.3	398.8
59	1024.9	661.4	551.2	665.7	727	728.8	828	644.3	494.8	389.2
59.5	1037.8	680.3	551.9	643.9	709.6	709.6	799.1	621.4	478.8	379.6
60	1057.4	705.3	553.3	617.2	689.9	682.8	759.1	596.5	462	369.9
60.5	1083.1	734.5	556.2	586.8	661	650.7	715.3	574.7	443.8	359.6
61	1110.2	766.6	559.7	561.2	639.3	620.4	675.7	554	429.2	350
61.5	1132.7	798.4	562.9	539.4	621.1	589.7	640	536.2	414.2	340.3
62	1145.5	828.3	567.2	516.6	594.3	559	604.7	518.7	402.4	332.1
62.5	1159.1	857.6	571.8	494.8	565.1	532.3	572.6	505.9	393.5	326.8
63	1162.6	887.2	574.7	477	537.6	508	545.1	492.3	388.9	322.5
63.5	1161.6	916.5	579	456.6	509.4	484.1	520.1	482.3	385.3	321.8
64	1158.7	938.9	581.1	436.6	478.8	460.2	495.9	472.3	384.9	321.1
64.5	1168	958.2	584.3	414.9	452.4	437	474.8	467.3	383.9	323.2
65	1171.5	982.8	584.7	394.2	429.9	413.5	456.6	465.5	385.6	324.3
65.5	1157.6	1003.9	582.6	374.9	404.5	393.1	439.5	465.5	386.7	326.1
66	1139.8	1003.2	576.5	360	387.1	380.3	429.2	468.8	390.3	329.3
66.5	1131.9	997.1	573.3	351	380.3	375.3	426	471.6	394.9	333.2
67	1139.8	989.2	575.1	345.3	375.3	371	426	479.1	399.2	337.8
67.5	1149.8	981	574.3	341	372.4	369.6	427.7	484.1	405.3	342.5

**IES ROAD REPORT**  
**PHOTOMETRIC FILENAME : CMD1-100WHPS.IES**

**CANDELA TABULATION - (Cont.)**

<b>68</b>	1170.1	976	577.9	340.7	371	372.1	435.6	493	410.6	348.5
<b>68.5</b>	1214	986.4	591.1	349.3	382.1	385.6	452.7	503	417.7	356
<b>69</b>	1286.4	1011.7	618.9	367.1	407.4	407	479.5	518.7	426.3	366.4
<b>69.5</b>	1379.2	1052.7	662.1	393.1	443.1	436.3	509.4	536.2	436.3	374.2
<b>70</b>	1500.1	1107.7	714.2	426.3	482.7	466.6	541.5	555.8	447.7	384.2
<b>70.5</b>	1636.4	1164	768.8	459.8	519.4	499.1	574.3	578.6	462.7	395.3
<b>71</b>	1794.8	1234	833	493	552.6	529	603.6	604.7	478	407
<b>71.5</b>	2024.1	1356.7	926.5	530.1	586.5	565.1	634.3	633.2	497.3	421.7
<b>72</b>	2299.2	1524.3	1049.9	569	628.9	606.8	665.3	660.7	516.9	437
<b>72.5</b>	2594.9	1700.6	1203.6	611.8	675.3	650	695.3	690.3	537.3	454.8
<b>73</b>	2901	1916.1	1386.7	658.2	723.8	697.8	729.5	722	560.8	473.8
<b>73.5</b>	3226	2130.4	1585.3	708.5	772.7	745.6	765.2	754.5	586.5	494.4
<b>74</b>	3558.8	2333.1	1796.9	755.6	816.2	791.6	801.6	789.5	614	514.4
<b>74.5</b>	3850.6	2526.4	2014.5	799.8	856.9	831.9	835.8	820.2	640.3	534
<b>75</b>	4115	2706.6	2238.5	839.8	892.9	868.7	866.5	850.1	667.1	552.6
<b>75.5</b>	4354	2848.9	2452.9	874.4	921.8	896.8	892.2	876.2	692.1	569.4
<b>76</b>	4560.9	2989.8	2647.7	901.8	944.7	922.9	913.3	899.7	716.3	584.3
<b>76.5</b>	4742.5	3109.4	2832.9	930	964.6	944.7	934	921.5	738.1	598.3
<b>77</b>	4895.9	3200.3	2987.3	951.8	981.4	962.5	949.3	938.2	757	610.4
<b>77.5</b>	4997.9	3262	3100.1	965.3	988.9	973.9	961.1	953.2	773.1	620
<b>78</b>	5038.2	3289.9	3177.5	974.6	995.3	979.6	968.2	959.6	787	628.2
<b>78.5</b>	5085.7	3308.4	3209.6	987.1	1009.2	993.2	978.2	969.3	798.7	634.6
<b>79</b>	5121	3307.7	3229.6	999.2	1032.4	1007.8	987.8	974.6	807.3	637.5
<b>79.5</b>	5150.6	3295.2	3229.9	1011.4	1052	1020.3	993.9	979.6	814.1	641.1
<b>80</b>	5129.6	3249.2	3181.1	1022.4	1068.1	1025.6	996.7	976.8	817.3	641.4
<b>80.5</b>	5100	3197.1	3117.2	1021	1072	1025.6	990.3	970.7	815.9	640
<b>81</b>	5012.9	3122.6	3034.8	1014.2	1067.4	1013.1	977.1	956.1	812.7	636.8
<b>81.5</b>	4867.4	3021.2	2930.6	995.7	1053.1	994.6	957.8	937.2	804.8	631.1
<b>82</b>	4686.1	2887.1	2808.6	975.7	1033.1	973.5	936.4	918.6	794.8	625
<b>82.5</b>	4472.1	2740.8	2667.7	949.3	1010.7	948.6	912.2	894.7	783.8	615
<b>83</b>	4257.3	2589.2	2500.4	922.5	985.7	924	887.2	872.9	769.8	606.5
<b>83.5</b>	4043.6	2447.6	2342.7	895.1	962.8	901.1	861.2	847.6	756.3	594.7
<b>84</b>	3846.7	2306.7	2184.7	867.6	939.3	876.2	834.8	825.1	739.9	585
<b>84.5</b>	3635.9	2161.1	2024.9	840.8	915.8	851.5	808.4	800.2	725.3	573.3
<b>85</b>	3435.1	2017.7	1867.5	811.6	890.4	827.3	782.3	777.7	708.5	565.4
<b>85.5</b>	3216	1870.4	1698.4	782.7	863.3	800.2	753.8	752.4	694.6	555.4
<b>86</b>	2978.4	1706.7	1526.1	748.1	831.9	765.2	721.3	726.3	678.9	548
<b>86.5</b>	2710.2	1529.3	1345.6	706.7	790.5	728.8	686.4	701	666	541.5
<b>87</b>	2413	1349.2	1183.3	661.8	746.7	689.9	652.8	673.5	651.4	534
<b>87.5</b>	2132.2	1187.9	1023.5	618.2	705.3	651.4	620	650	639.3	528.3
<b>88</b>	1840.8	1023.1	885.8	571.1	661.8	612.9	585.8	624.3	627.2	522.6
<b>88.5</b>	1557.9	877.2	767.3	526.9	615.7	572.2	553	602.2	615.4	517.6
<b>89</b>	1303.5	748.4	668.9	483.4	571.5	533.7	522.6	580.8	607.9	513
<b>89.5</b>	1081.3	641.1	582.9	440.9	524	495.9	494.4	563.3	599.7	509.4
<b>90</b>	903.3	556.5	516.9	403.8	483	463.8	472	548.7	594.7	504.4
<b>90.5</b>	768.4	493	465.2	374.2	452.4	439.9	455.2	537.3	589.3	500.9
<b>91</b>	667.8	444.1	424.5	349.3	428.8	421.7	443.1	526.5	584.3	496.2
<b>91.5</b>	594.3	407.4	392.8	328.9	409.9	406.3	433.8	517.6	577.9	491.6
<b>92</b>	536.5	378.9	366.7	312.5	394.2	394.5	426	509.8	574.3	487.3
<b>92.5</b>	493	352.5	344.3	297.9	381	384.2	417.7	503	567.9	482
<b>93</b>	458.8	331.4	325	285.8	369.2	374.6	411.7	497.3	562.6	478.8
<b>93.5</b>	431.3	313.9	308.2	275	359.2	367.8	407.4	491.2	558.3	473.8
<b>94</b>	407.8	297.9	293.2	265.1	352.1	360.3	404.2	485.9	553	469.1
<b>94.5</b>	387.1	284.3	279.3	256.5	343.5	354.6	401	479.8	547.6	463.4
<b>95</b>	367.1	271.1	266.1	248.6	336.4	347.5	398.5	474.8	540.8	458
<b>95.5</b>	349.6	258.3	253.3	240.8	329.6	341.4	396	469.5	533.7	452

**IES ROAD REPORT**  
**PHOTOMETRIC FILENAME : CMD1-100WHPS.IES**

**CANDELA TABULATION - (Cont.)**

<b>96</b>	332.1	246.1	239.7	233.7	322.9	333.9	393.5	464.1	525.5	445.2
<b>96.5</b>	317.1	235.1	228.3	226.5	315.4	327.8	390.3	458	516.6	438.8
<b>97</b>	302.9	225.5	218	220.8	308.9	320.4	386	450.2	506.9	432.4
<b>97.5</b>	291.1	217.3	209.4	215.5	302.9	313.6	381.4	442	497.3	425.6
<b>98</b>	280.4	209.1	201.2	210.8	297.5	306.8	375.6	433.8	485.9	420.2
<b>98.5</b>	270.4	202.3	194.4	207.3	293.2	300	368.5	423.8	474.8	414.5
<b>99</b>	260.4	195.5	187.3	203.7	287.9	294	362.1	416	462.7	408.5
<b>99.5</b>	251.5	188.7	181.2	200.1	282.9	286.5	355.3	407	452	401.3
<b>100</b>	242.6	183.4	175.5	196.9	277.5	280	347.1	399.2	440.2	394.5
<b>100.5</b>	235.8	178.4	170.2	193.4	272.5	272.2	339.3	390.3	428.8	386.4
<b>101</b>	229	174.4	165.9	187.6	266.1	265.1	331.8	383.5	417.4	378.1
<b>101.5</b>	223.7	169.4	161.3	182.6	261.1	256.9	324.3	375.6	406.7	369.6
<b>102</b>	218	165.5	157	175.9	254.4	250.1	316.4	368.9	395.6	361
<b>102.5</b>	212.6	160.9	153	170.5	247.9	242.2	309.3	362.5	384.9	352.5
<b>103</b>	206.9	157	148.8	163.7	240.4	233.3	301.1	355.7	373.9	343.5
<b>103.5</b>	202.3	153	144.5	157.3	230.1	224.4	294	350	363.5	335
<b>104</b>	197.6	149.1	141.3	149.8	219.4	215.1	287.5	343.2	352.8	326.8
<b>104.5</b>	193.4	145.2	136.6	143.4	207.3	206.2	281.1	336.8	341.4	318.2
<b>105</b>	190.5	142	132.7	137	195.9	197.3	274	329.6	329.6	308.9
<b>105.5</b>	187.6	139.1	128.8	130.9	184.4	188.4	267.9	322.5	317.9	300.4
<b>106</b>	184.1	136.3	124.2	125.2	173	179.8	261.5	314.3	305.4	289
<b>106.5</b>	181.2	133.8	120.6	119.2	160.9	170.5	252.9	305	291.5	278.3
<b>107</b>	178	130.9	116.7	114.2	149.8	161.3	241.9	293.2	278.3	266.8
<b>107.5</b>	175.5	129.1	113.1	108.8	138.8	152.7	228.3	280	262.9	254.7
<b>108</b>	173.7	127.4	110.2	103.8	129.1	143.8	213.7	265.1	248.6	242.2
<b>108.5</b>	171.6	126.3	108.1	99.2	120.2	135.6	199.8	249.7	234	230.1
<b>109</b>	168.7	124.9	105.2	94.2	112.4	126.6	185.1	234	216.9	217.3
<b>109.5</b>	165.9	123.4	102.4	90.3	105.2	119.5	170.9	219	199.8	205.5
<b>110</b>	162.7	121.7	100.6	86.7	99.5	112	158.4	204.1	183.4	193.7
<b>110.5</b>	158.8	119.9	98.5	84.2	94.2	105.6	146.6	189.4	168.7	181.6
<b>111</b>	155.5	117.7	95.6	81.7	89.5	99.9	136.3	175.9	154.1	170.9
<b>111.5</b>	152.7	116.3	93.5	79.6	86	94.9	127.4	163.4	140.6	160.9
<b>112</b>	149.8	114.9	91.3	77.1	82.4	89.9	119.5	150.5	128.1	151.3
<b>112.5</b>	147	113.8	89.5	74.9	79.9	86.3	112	139.8	117.7	142
<b>113</b>	144.5	112.4	88.1	73.5	77.4	82.4	105.9	130.2	107.7	132.4
<b>113.5</b>	142	111.3	86.3	72.4	75.3	79.2	100.2	122	99.2	123.8
<b>114</b>	140.6	110.9	84.9	71	73.8	76.3	96	114.9	92.4	117
<b>114.5</b>	139.5	110.6	83.8	69.9	72.4	74.2	92.4	109.2	87.4	110.6
<b>115</b>	139.5	110.2	83.5	69.6	71.7	73.1	89.5	103.8	83.5	105.2
<b>115.5</b>	138.8	111.3	82.8	69.2	71	72.4	88.1	99.9	80.6	101
<b>116</b>	138.8	112	82.8	68.5	71	71.7	86	96.7	78.8	96.7
<b>116.5</b>	138.1	112.4	83.5	68.8	70.6	71.3	84.9	94.2	77.4	92.4
<b>117</b>	137	111.7	83.1	68.8	70.6	71	83.8	92.4	76	88.8
<b>117.5</b>	135.2	110.6	82.8	68.8	69.9	70.3	82.4	90.6	74.6	84.6
<b>118</b>	133.8	108.4	82.1	68.5	69.9	69.6	81	88.8	73.8	81.3
<b>118.5</b>	132.7	105.9	81	67.4	68.8	68.8	80.3	87	72.1	77.8
<b>119</b>	130.2	104.2	79.2	67.1	68.5	68.5	78.5	85.3	71	74.2
<b>119.5</b>	128.1	101.3	77.8	66.3	67.8	67.4	77.4	83.1	69.6	71.3
<b>120</b>	125.9	98.8	75.6	65.6	67.1	66.7	75.6	81	67.8	68.5
<b>120.5</b>	123.8	96	73.8	64.6	66	66.3	74.6	78.8	66.7	65.6
<b>121</b>	122	93.1	72.4	63.9	65.3	65.6	73.1	77.1	65.6	63.5
<b>121.5</b>	119.5	90.6	70.3	62.8	64.2	64.6	72.1	75.6	64.2	61.7
<b>122</b>	117.4	88.5	69.2	62.1	63.1	63.1	70.3	73.8	63.5	60.3
<b>122.5</b>	115.6	85.6	67.8	60.3	61.4	62.1	69.2	72.8	62.1	58.2
<b>123</b>	113.4	83.5	66	59.6	60.3	60.7	68.1	71.3	61.4	56.7
<b>123.5</b>	111.3	82.1	64.9	58.5	59.2	59.6	67.1	70.3	61	55.7

**IES ROAD REPORT**  
**PHOTOMETRIC FILENAME : CMD1-100WHPS.IES**

**CANDELA TABULATION - (Cont.)**

124	107.7	80.3	63.9	57.1	57.4	58.2	66	69.6	59.9	54.6
124.5	104.2	77.8	62.8	56	56.4	57.4	64.9	68.1	59.2	53.5
125	101	75.6	61	54.6	55.3	56	63.9	67.1	58.9	52.8
125.5	98.1	73.8	59.9	53.9	54.6	55.7	63.1	66.3	58.2	52.1
126	95.6	71.7	58.9	53.2	53.5	54.9	62.4	65.6	57.1	51.4
126.5	92.8	69.9	57.4	51.7	52.4	53.9	61.4	64.6	56.7	50.7
127	90.3	68.1	56.7	51	51.7	53.2	60.7	63.9	56.4	50.3
127.5	87.8	66.3	55.3	49.9	50.7	52.4	59.6	63.1	55.7	49.9
128	85.6	64.6	54.6	49.2	50.3	51.7	59.2	62.4	54.9	49.2
128.5	83.8	63.9	54.2	48.5	49.6	51	58.9	62.1	54.9	48.5
129	82.4	62.8	53.2	47.8	48.9	50.7	58.5	62.1	54.2	48.2
129.5	80.6	61.7	53.2	47.5	48.2	50.3	58.2	61.7	54.2	48.2
130	78.8	60.7	52.8	47.5	47.8	49.6	58.2	61.7	53.9	47.8
130.5	77.1	59.6	51.4	46.4	47.1	49.2	58.2	61.4	53.5	47.5
131	75.3	58.9	51.4	46	46.7	48.9	57.8	61	53.2	46.7
131.5	74.2	57.8	50.7	45.7	46	48.5	57.8	61	52.8	46.7
132	72.8	57.4	50.3	45	46	48.2	57.1	61	52.4	46.4
132.5	71.7	56.7	49.9	45	45	47.8	57.1	60.3	52.1	45.7
133	71	56.7	49.9	44.6	44.6	47.5	56.7	59.9	51.7	45.7
133.5	70.3	56.4	49.6	43.9	44.6	47.1	56.4	59.6	51.4	45
134	69.6	56	49.2	43.9	44.2	46.7	56.4	58.9	51	45
134.5	69.2	56	49.6	43.9	43.9	46.4	55.7	58.2	50.3	44.6
135	69.2	56	49.2	43.5	43.9	46.4	55.3	57.4	49.9	44.2
135.5	69.2	56	49.6	43.2	43.2	46	54.9	57.1	49.6	44.2
136	69.2	56	49.2	43.2	42.8	45.3	54.2	57.1	49.6	43.5
136.5	69.6	56.7	49.6	43.2	42.5	45.3	53.9	56.4	49.2	43.5
137	69.6	56.7	49.9	42.5	42.1	44.6	53.2	55.3	48.9	42.8
137.5	69.9	57.8	49.9	42.8	41.7	44.6	53.2	54.6	48.2	42.5
138	70.3	58.2	50.7	42.8	41.7	44.6	52.4	54.2	47.8	42.1
138.5	71	58.9	50.7	42.8	41.7	44.2	52.1	53.5	47.1	41.7
139	71.3	58.9	51.4	42.8	41.4	43.9	51.7	53.2	46.4	41
139.5	71.7	59.2	51.7	42.8	41.7	43.9	51.7	52.4	46	40.3
140	71.7	59.6	51.7	43.2	41.4	43.9	51.4	52.1	45.3	39.6
140.5	72.1	59.6	52.1	42.8	41	43.9	51.4	51.4	44.6	38.5
141	72.1	59.9	52.4	42.8	41	43.9	51.4	51	43.5	38.2
141.5	71.3	59.6	52.1	42.5	41	43.2	51	50.3	43.2	37.1
142	71	59.9	51.7	42.5	40.3	43.2	50.3	49.9	42.5	36.4
142.5	70.6	59.6	51.4	42.1	40	43.2	49.9	49.2	41.7	35.3
143	70.3	58.9	51	41.7	40	42.5	49.2	48.2	40.7	34.3
143.5	69.2	58.2	50.3	41.4	39.2	41.7	47.8	47.1	39.2	33.5
144	68.1	57.1	49.6	40.7	38.9	41	46.7	45.7	38.2	32.5
144.5	67.1	56	48.9	40.3	38.2	40	45.3	44.6	37.1	31.4
145	64.9	54.9	47.8	39.6	37.5	39.2	44.2	42.8	36	30.7
145.5	63.5	53.5	46.4	39.2	36.7	38.2	42.5	41	34.6	30
146	62.1	52.4	45.7	38.5	36.4	37.1	41.4	39.6	33.9	28.9
146.5	60.3	51.4	44.2	37.5	35	36	39.6	38.5	32.5	27.8
147	58.5	49.9	43.5	36.7	33.9	35	38.2	37.1	32.1	27.1
147.5	57.1	48.5	42.1	35.7	33.2	33.9	37.1	35.7	30.7	26.4
148	54.9	47.1	41	34.6	32.5	32.5	35.7	35	30	25.3
148.5	53.2	46	40	33.2	31	31.8	35	33.9	29.3	24.6
149	51.4	44.6	38.9	32.1	30.3	30.3	33.9	32.8	28.5	23.9
149.5	49.6	43.2	37.5	31.4	29.3	30	32.8	31.8	27.5	23.2
150	48.2	41.4	36	30.7	28.2	28.5	31.8	31	26.8	22.8
150.5	46.7	40.3	35.3	29.6	27.5	27.8	31	30	26	22.1
151	45.3	38.9	33.9	28.5	26.8	27.1	30	28.9	25.7	21.4
151.5	43.9	37.5	33.2	28.2	25.7	26.4	28.9	28.2	25	21.4

**IES ROAD REPORT**  
**PHOTOMETRIC FILENAME : CMD1-100WHPS.IES**

**CANDELA TABULATION - (Cont.)**

<b>152</b>	43.2	36.4	32.1	26.8	25	25.3	27.8	27.5	24.3	21.4
<b>152.5</b>	41.7	35.7	31	26	24.3	24.6	27.1	26.8	23.9	20.7
<b>153</b>	41	34.6	30.3	25.3	23.5	23.9	26.4	26.4	23.5	20.7
<b>153.5</b>	40.3	33.9	29.3	24.6	22.8	23.2	25.7	26	23.5	20.3
<b>154</b>	39.2	33.2	28.5	23.9	22.1	22.5	25	25.3	22.8	19.6
<b>154.5</b>	38.2	32.1	28.2	23.2	21.4	21.8	24.6	25	22.5	19.3
<b>155</b>	37.5	31.8	27.1	22.5	20.7	21	23.9	24.6	22.1	18.9
<b>155.5</b>	36.7	31	26.8	22.1	20	20.7	23.9	24.3	22.1	18.9
<b>156</b>	35.7	30.3	25.7	21.4	19.6	20.3	23.2	23.9	21.8	18.2
<b>156.5</b>	34.3	29.6	25.7	21	18.9	19.6	22.8	23.5	21.4	18.2
<b>157</b>	33.2	28.9	25	20	18.2	19.3	22.5	23.5	21.4	17.8
<b>157.5</b>	31.4	28.2	24.3	19.3	17.8	18.9	22.5	23.2	21	17.1
<b>158</b>	29.6	27.1	23.5	18.9	17.5	18.5	22.1	22.8	21	17.1
<b>158.5</b>	27.8	26	22.8	18.2	16.8	18.2	21.8	22.8	20.7	17.1
<b>159</b>	26.8	25	22.1	17.5	16	17.8	21.8	22.5	20.7	16.8
<b>159.5</b>	25	23.5	21.4	16.4	15.7	17.1	21	22.8	20.3	16.8
<b>160</b>	23.5	22.1	20.3	15.7	14.6	17.1	21	22.5	20.3	16.8
<b>160.5</b>	22.1	20.3	18.9	15	14.3	16	21	22.8	20.3	16.8
<b>161</b>	21	18.9	17.8	14.6	13.6	15.7	21	22.8	20.7	16.4
<b>161.5</b>	20	17.8	16.4	13.6	12.8	15.3	20.3	23.2	20.7	16.4
<b>162</b>	18.5	16.8	15.3	12.8	12.5	15	20.7	23.2	21	16.8
<b>162.5</b>	17.5	15.3	14.3	12.1	12.1	14.6	20.7	23.9	21	16.8
<b>163</b>	15.7	14.3	13.2	11.1	11.4	14.3	20.7	23.9	21.8	16.8
<b>163.5</b>	15	13.2	12.5	10.4	11.1	13.9	20.7	24.6	22.5	17.1
<b>164</b>	13.9	12.5	11.8	10	10.4	13.9	21	25	22.8	17.1
<b>164.5</b>	12.5	11.4	10.4	8.9	9.6	13.2	20.7	25.7	23.2	17.5
<b>165</b>	11.4	10	9.6	8.6	9.6	13.2	20.7	26	23.2	17.5
<b>165.5</b>	10.4	9.3	8.9	7.8	8.2	12.5	20.3	26.4	23.2	16.8
<b>166</b>	9.3	8.2	7.8	7.1	7.8	12.1	20.3	26.8	23.5	16.4
<b>166.5</b>	8.2	7.5	7.1	6.1	6.8	11.4	20	27.1	23.5	16
<b>167</b>	7.1	6.1	6.1	5.3	6.4	10.7	18.9	26.8	23.5	15
<b>167.5</b>	5.7	5.3	5	4.6	5.3	10	18.2	26.4	22.8	14.3
<b>168</b>	5	3.9	3.9	3.9	5	8.9	17.1	25.7	22.5	13.6
<b>168.5</b>	4.3	3.2	2.8	2.8	4.3	8.2	16	24.3	21.4	13.2
<b>169</b>	2.8	2.5	1.4	2.1	3.9	6.8	14.6	22.5	20.3	10.7
<b>169.5</b>	1.4	1.1	0.4	1.1	2.8	6.1	12.5	19.6	15	8.2
<b>170</b>	0.7	0	0	0	2.1	5.3	10.7	13.9	11.4	7.8
<b>170.5</b>	0	0	0	0	0.7	4.3	9.3	12.5	10.4	7.8
<b>171</b>	0	0	0	0	0	2.5	7.5	10.4	9.6	8.2
<b>171.5</b>	0	0	0	0	0	1.1	5.3	10	10.4	6.1
<b>172</b>	0	0	0	0	0	0.4	2.1	4.3	5	2.5
<b>172.5</b>	0	0	0	0	0	0	1.1	2.5	2.5	0
<b>173</b>	0	0	0	0	0	0	0	0	0	0
<b>173.5</b>	0	0	0	0	0	0	0	0	0	0
<b>174</b>	0	0	0	0	0	0	0	0	0	0
<b>174.5</b>	0	0	0	0	0	0	0	0	0	0
<b>175</b>	0	0	0	0	0	0	0	0	0	0
<b>175.5</b>	0	0	0	0	0	0	0	0	0	0
<b>176</b>	0	0	0	0	0	0	0	0	0	0
<b>176.5</b>	0	0	0	0	0	0	0	0	0	0
<b>177</b>	0	0	0	0	0	0	0	0	0	0
<b>177.5</b>	0	0	0	0	0	0	0	0	0	0
<b>178</b>	0	0	0	0	0	0	0	0	0	0
<b>178.5</b>	0	0	0	0	0	0	0	0	0	0
<b>179</b>	0	0	0	0	0	0	0	0	0	0
<b>179.5</b>	0	0	0	0	0	0	0	0	0	0

**IES ROAD REPORT**  
**PHOTOMETRIC FILENAME : CMD1-100WHPS.IES**

**CANDELA TABULATION - (Cont.)**

180      0          0          0          0          0          0          0          0          0          0

**Vert.      Horizontal Angles**  
**Angles**

	<u>175</u>	<u>180</u>
0	269.9	269.9
0.5	251.1	250.4
1	251.5	251.1
1.5	252.6	251.9
2	254	254
2.5	256.1	256.1
3	258.6	257.6
3.5	260.8	259.7
4	262.2	261.1
4.5	263.3	261.9
5	265.1	264
5.5	266.8	266.8
6	270.4	269.7
6.5	273.3	274
7	276.5	276.8
7.5	279	279
8	281.8	281.8
8.5	285.4	284.7
9	289.7	289.7
9.5	294.3	293.2
10	297.5	297.5
10.5	299.7	299.7
11	300	299.7
11.5	298.6	299
12	296.1	296.1
12.5	294.3	293.2
13	290.7	289.7
13.5	287.2	286.8
14	282.5	281.8
14.5	276.8	276.8
15	271.5	271.8
15.5	265.8	266.1
16	259.4	260.4
16.5	254	254
17	249.4	249
17.5	244	244
18	240.4	240.4
18.5	237.2	236.2
19	234.7	234
19.5	232.6	231.9
20	231.9	231.2
20.5	232.2	231.9
21	234.4	234
21.5	236.9	236.2
22	240.1	239.7
22.5	244.4	244.7
23	249.4	248.3
23.5	254.4	254
24	261.1	260.4
24.5	267.6	266.8
25	274.3	274.7

**IES ROAD REPORT**  
**PHOTOMETRIC FILENAME : CMD1-100WHPS.IES**

**CANDELA TABULATION - (Cont.)**

25.5	281.5	280.4
26	288.3	288.3
26.5	296.1	295.4
27	302.9	302.5
27.5	310.4	309.6
28	317.5	317.5
28.5	324.6	324.6
29	332.1	331.8
29.5	340	339.6
30	347.8	346.8
30.5	355.3	354.6
31	363.5	363.2
31.5	371.7	371
32	382.4	382.4
32.5	391.3	392.4
33	397.8	397.4
33.5	405.6	403.8
34	413.8	412.4
34.5	421	420.2
35	429.2	427.4
35.5	439.1	438.1
36	447.7	448.1
36.5	456.3	456.6
37	463.4	463.8
37.5	467	468
38	467.3	468.8
38.5	467	468.8
39	465.9	467.3
39.5	466.6	468
40	466.6	468
40.5	466.6	468.8
41	468.4	470.2
41.5	472	472.3
42	479.5	479.5
42.5	486.6	487.3
43	494.1	494.4
43.5	500.9	500.9
44	505.1	507.3
44.5	509.1	512.3
45	513.3	518.7
45.5	518	524.4
46	518.3	524.4
46.5	515.8	521.5
47	510.1	516.6
47.5	506.2	511.6
48	502.6	507.3
48.5	501.6	505.1
49	500.9	500.9
49.5	496.9	495.2
50	495.5	490.2
50.5	495.5	491.6
51	500.1	499.4
51.5	504.1	507.3
52	505.1	510.1
52.5	508.4	513.7
53	506.6	515.8

**IES ROAD REPORT**  
**PHOTOMETRIC FILENAME : CMD1-100WHPS.IES**

**CANDELA TABULATION - (Cont.)**

53.5	501.6	512.3
54	495.2	508
54.5	488.7	505.1
55	484.1	500.1
55.5	476.3	492.3
56	465.2	480.2
56.5	450.6	461.6
57	437.4	443.8
57.5	423.1	428.8
58	408.5	412.4
58.5	394.2	397.4
59	382.8	386.7
59.5	371.4	373.9
60	360	362.5
60.5	347.5	348.2
61	335.3	334.6
61.5	323.6	322.5
62	313.2	309.6
62.5	306.1	302.5
63	301.1	296.8
63.5	297.5	294.7
64	295.7	291.8
64.5	295	291.1
65	295.7	291.8
65.5	296.8	293.2
66	299	295.4
66.5	301.5	298.2
67	304.3	301.8
67.5	307.9	306.8
68	312.1	311.8
68.5	317.5	317.5
69	323.6	323.9
69.5	331	331.8
70	339.3	339.6
70.5	348.5	349.6
71	359.6	361
71.5	371.4	373.1
72	384.2	386
72.5	398.8	400.3
73	415.6	415.3
73.5	432.4	430.2
74	449.9	444.5
74.5	465.9	459.5
75	481.2	473
75.5	496.2	484.5
76	510.1	496.6
76.5	523.3	509.4
77	536.5	520.8
77.5	549.7	534.4
78	559.4	543.7
78.5	569.4	555.1
79	577.6	565.8
79.5	584.3	573.6
80	589.3	578.6
80.5	590.8	582.9
81	591.1	583.6

**IES ROAD REPORT**  
**PHOTOMETRIC FILENAME : CMD1-100WHPS.IES**

**CANDELA TABULATION - (Cont.)**

81.5	588.3	582.9
82	584.3	582.2
82.5	578.6	577.9
83	574	575.1
83.5	566.5	572.2
84	562.2	572.9
84.5	556.2	571.5
85	551.5	573.6
85.5	548.3	572.2
86	545.8	571.5
86.5	542.6	571.5
87	539.8	569.4
87.5	538.3	568.6
88	535.1	567.9
88.5	532.3	567.9
89	529	566.5
89.5	526.5	564.4
90	523.7	561.5
90.5	520.5	557.2
91	516.6	553
91.5	513	548
92	509.4	543
92.5	504.1	537.3
93	498.4	532.3
93.5	494.1	528
94	488.4	521.5
94.5	483.7	518
95	478.4	511.6
95.5	473.4	505.9
96	467.3	497.3
96.5	461.6	491.6
97	455.6	481.6
97.5	449.9	473
98	444.5	465.2
98.5	438.8	455.2
99	432.7	446.6
99.5	427.4	438.1
100	422.7	430.2
100.5	417	422.4
101	412	417.4
101.5	406	410.3
102	400.6	405.3
102.5	394.5	399.5
103	387.4	392.4
103.5	381	385.3
104	372.4	376.7
104.5	363.9	368.2
105	355.3	359.6
105.5	345	351
106	334.3	338.9
106.5	321.8	328.2
107	311.1	315.4
107.5	300.4	303.9
108	290	293.2
108.5	279.7	281.8
109	269.3	271.1

**IES ROAD REPORT**  
**PHOTOMETRIC FILENAME : CMD1-100WHPS.IES**

**CANDELA TABULATION - (Cont.)**

<b>109.5</b>	258.6	260.4
<b>110</b>	247.9	249
<b>110.5</b>	235.8	239
<b>111</b>	224.8	228.3
<b>111.5</b>	215.5	216.9
<b>112</b>	204.4	206.2
<b>112.5</b>	194.1	196.2
<b>113</b>	182.6	184.8
<b>113.5</b>	172.3	174.8
<b>114</b>	162.3	164.8
<b>114.5</b>	152.3	154.8
<b>115</b>	143.1	145.6
<b>115.5</b>	134.1	136.3
<b>116</b>	125.6	127
<b>116.5</b>	117.4	118.4
<b>117</b>	109.5	110.6
<b>117.5</b>	102	102.7
<b>118</b>	95.6	95.6
<b>118.5</b>	89.2	88.5
<b>119</b>	83.5	82.8
<b>119.5</b>	78.5	77.8
<b>120</b>	73.5	72.8
<b>120.5</b>	69.6	69.2
<b>121</b>	65.6	64.9
<b>121.5</b>	62.8	62.8
<b>122</b>	60.7	59.9
<b>122.5</b>	57.8	57.8
<b>123</b>	56	54.9
<b>123.5</b>	53.9	53.5
<b>124</b>	52.4	52.1
<b>124.5</b>	51	49.9
<b>125</b>	49.6	49.2
<b>125.5</b>	48.9	47.8
<b>126</b>	48.2	47.1
<b>126.5</b>	47.5	46.4
<b>127</b>	46.7	45.7
<b>127.5</b>	46	45
<b>128</b>	45.3	44.2
<b>128.5</b>	45	43.5
<b>129</b>	44.2	43.5
<b>129.5</b>	43.9	42.8
<b>130</b>	43.9	42.8
<b>130.5</b>	43.2	42.1
<b>131</b>	42.5	42.1
<b>131.5</b>	42.5	42.1
<b>132</b>	42.1	41.4
<b>132.5</b>	42.1	41.4
<b>133</b>	41.4	40.7
<b>133.5</b>	41.4	40.7
<b>134</b>	41.4	40.7
<b>134.5</b>	41	40
<b>135</b>	40.7	40
<b>135.5</b>	40.7	40
<b>136</b>	40.3	39.2
<b>136.5</b>	40	39.2
<b>137</b>	39.6	38.5

**IES ROAD REPORT**  
**PHOTOMETRIC FILENAME : CMD1-100WHPS.IES**

**CANDELA TABULATION - (Cont.)**

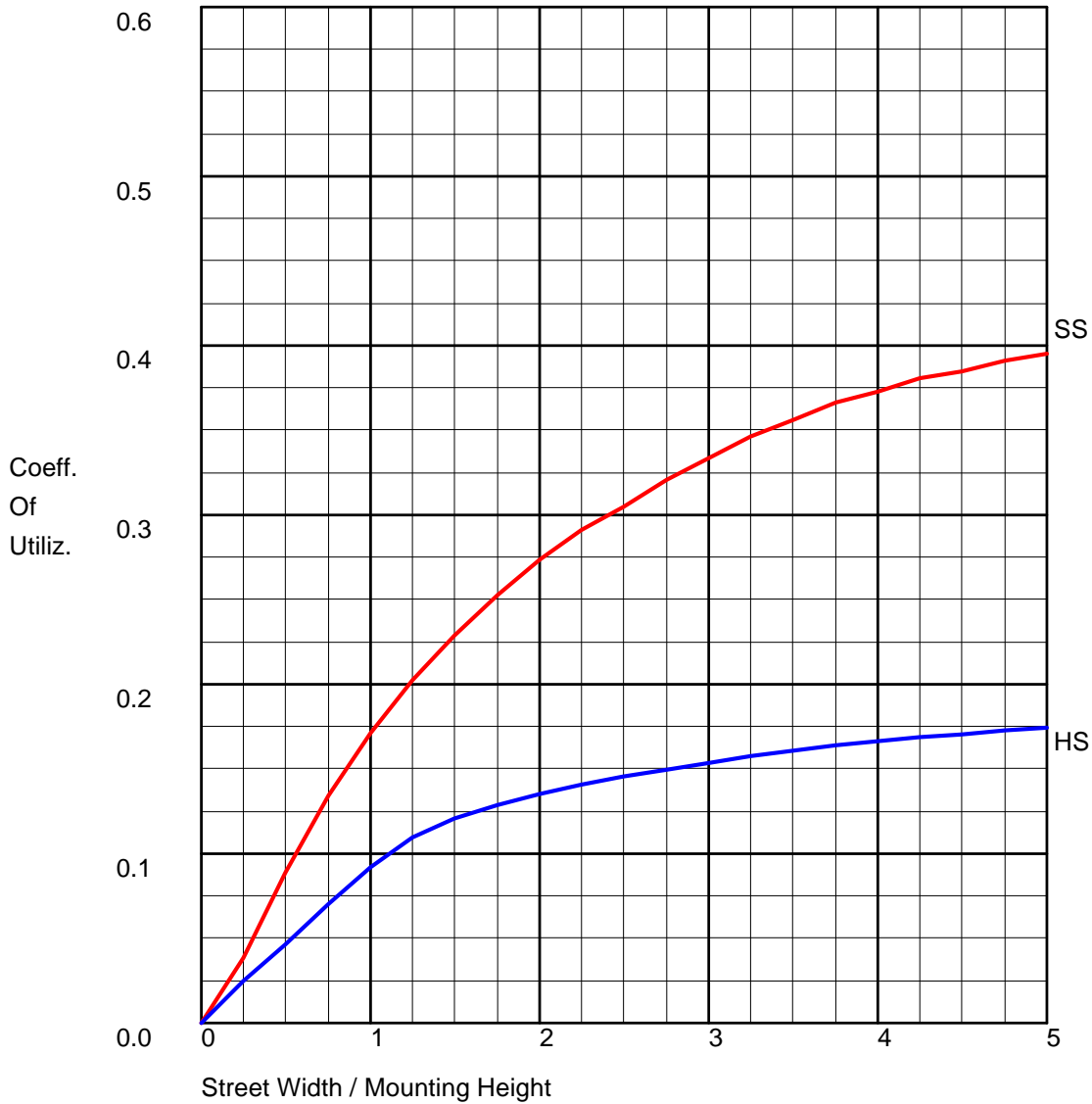
137.5	39.2	38.5
138	38.9	37.8
138.5	38.5	37.8
139	37.8	37.1
139.5	37.1	36.4
140	36.7	35.7
140.5	35.7	35
141	35.3	34.3
141.5	34.3	33.5
142	33.5	32.8
142.5	32.8	32.1
143	32.1	31.4
143.5	31	30.7
144	30	30
144.5	29.3	28.5
145	28.5	27.8
145.5	27.5	27.1
146	26.4	26.4
146.5	25.7	25
147	25	24.3
147.5	24.3	23.5
148	23.5	23.5
148.5	23.2	22.8
149	22.8	22.1
149.5	22.1	22.1
150	22.1	21.4
150.5	21.4	21.4
151	21	21.4
151.5	20.7	20.7
152	20.7	20
152.5	20	20
153	20	19.3
153.5	19.6	19.3
154	19.3	18.5
154.5	18.5	18.5
155	18.5	17.8
155.5	17.8	17.8
156	17.8	17.1
156.5	17.1	17.1
157	16.8	16.4
157.5	16	15.7
158	15.7	15.7
158.5	15.3	15
159	15	14.3
159.5	14.6	14.3
160	15	14.3
160.5	14.6	14.3
161	13.9	13.6
161.5	13.9	13.6
162	13.9	13.6
162.5	13.9	12.8
163	13.6	12.8
163.5	13.6	12.8
164	13.2	12.1
164.5	12.8	12.1
165	12.5	11.4

**IES ROAD REPORT**  
**PHOTOMETRIC FILENAME : CMD1-100WHPS.IES**

**CANDELA TABULATION - (Cont.)**

<b>165.5</b>	12.5	10.7
<b>166</b>	11.4	10.7
<b>166.5</b>	10.7	9.3
<b>167</b>	9.6	8.6
<b>167.5</b>	9.3	7.8
<b>168</b>	8.2	7.1
<b>168.5</b>	7.5	6.4
<b>169</b>	7.1	6.4
<b>169.5</b>	6.4	6.4
<b>170</b>	6.4	5.7
<b>170.5</b>	5.7	5
<b>171</b>	4.6	4.3
<b>171.5</b>	3.2	2.8
<b>172</b>	1.4	0
<b>172.5</b>	0	0
<b>173</b>	0	0
<b>173.5</b>	0	0
<b>174</b>	0	0
<b>174.5</b>	0	0
<b>175</b>	0	0
<b>175.5</b>	0	0
<b>176</b>	0	0
<b>176.5</b>	0	0
<b>177</b>	0	0
<b>177.5</b>	0	0
<b>178</b>	0	0
<b>178.5</b>	0	0
<b>179</b>	0	0
<b>179.5</b>	0	0
<b>180</b>	0	0

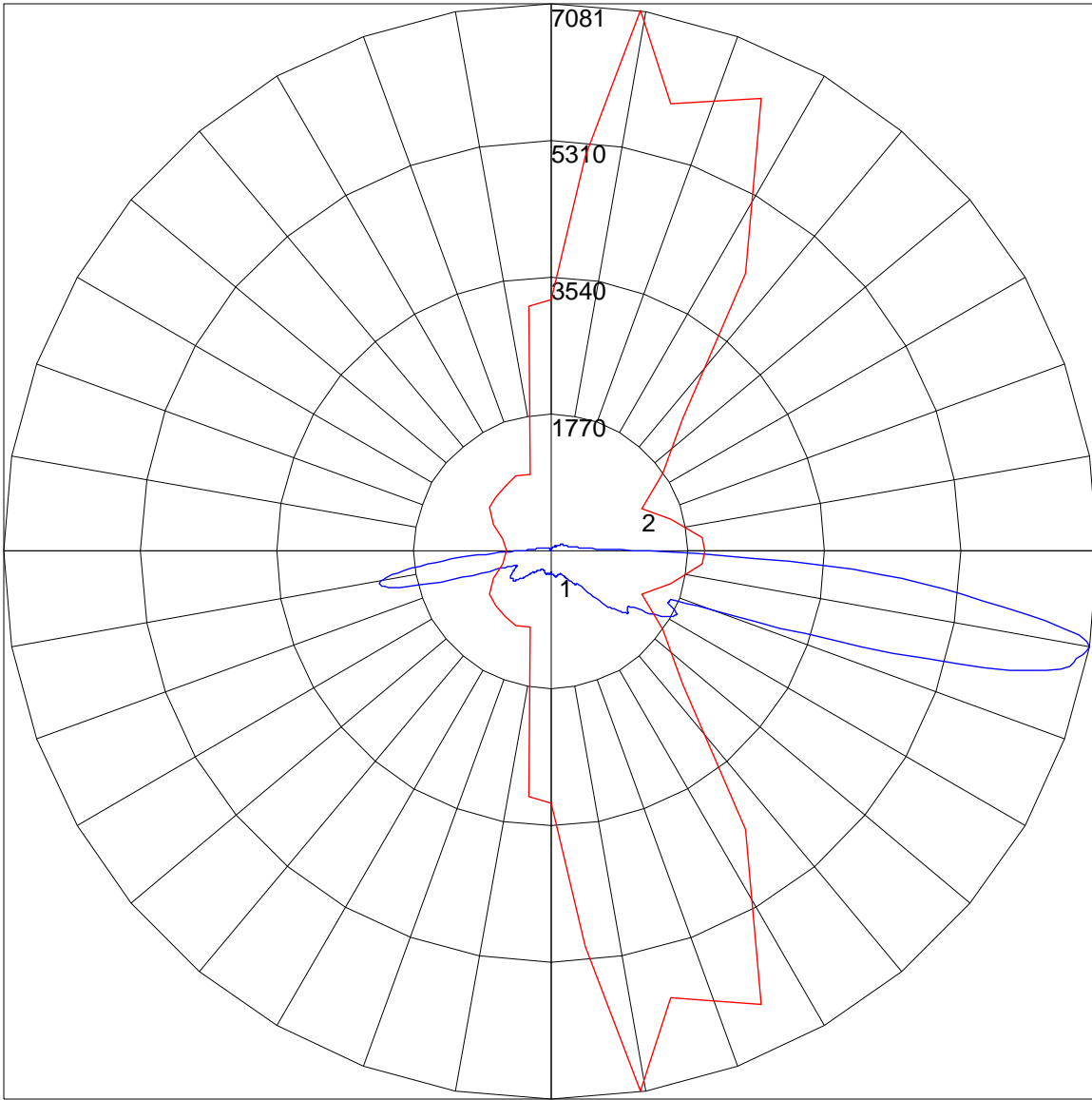
**COEFFICIENTS OF UTILIZATION**



**FLUX DISTRIBUTION**

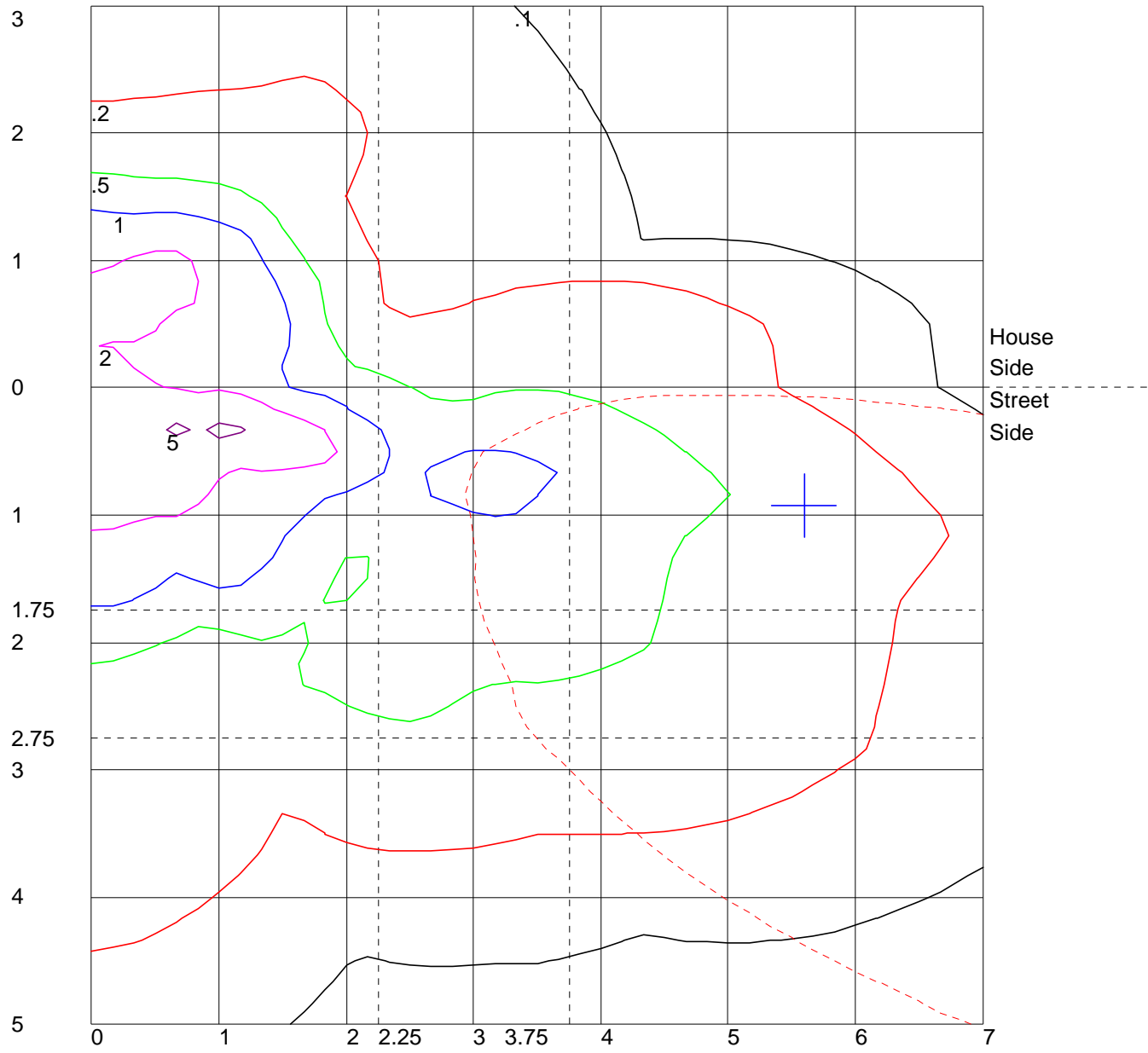
	Lumens	Percent Of Lamp
Downward Street Side	4400.6	46.3
Downward House Side	1911.6	20.1
Downward Total	6312.2	66.4
Upward Street Side	503.4	5.3
Upward House Side	464.0	4.9
Upward Total	967.4	10.2
<b>Total Flux</b>	<b>7279.6</b>	<b>76.6</b>

POLAR GRAPH



Maximum Candela = 7080.6 Located At Horizontal Angle = 80.6, Vertical Angle = 80  
# 1 - Vertical Plane Through Horizontal Angles (80.6 - 260.6) (Through Max. Cd.)  
# 2 - Horizontal Cone Through Vertical Angle (80) (Through Max. Cd.)

ISOFOOTCANDLE LINES OF HORIZONTAL ILLUMINANCE



Distance In Units Of Mounting Height  
 Values Based On 10 Foot Mounting Height  
 1/2 Maximum Candela Trace Shown As Dashed Curve  
 (+) = Maximum Candela Point